

VIRCO

Furniture & Equipment



About Virco



When Virco first opened for business in Southern California back in 1950, we had one customer on our books. Our goal was – and still is – to provide reliable, high-value furniture and courteous, efficient service. Four years later, to meet the needs of our quickly growing customer base, we added another factory in Conway, Arkansas.

Ever since, as demand has increased, Virco has kept pace by continually expanding and upgrading our domestic facilities. Today, Virco serves you from two state-of-the-art U.S. locations: a 560,000 square-foot plant in Torrance, California and a multi-plant operation with 1,750,000 square feet of space in Conway. As America's largest manufacturer and supplier of furniture and equipment for K-12 schools – and a leading furniture and equipment source for convention centers and arenas, colleges and universities, hospitality providers, government facilities, and places of worship – Virco continues to give customers the unparalleled advantages of working with an experienced U.S. manufacturer.



Conway, Arkansas



Torrance, California



Founder Julian Virtue at the 1950 Virco groundbreaking in Los Angeles, CA.

INCLUSION

It is sometimes the case that we can learn more about ourselves from others than from looking in the mirror. As a company founded in 1950 to support America's public schools, Virco has been fortunate to participate in one of our country's finest and most emulated institutions. But we also sell furniture to international schools around the world, and one of the things we find most interesting is their desire to imitate the appearance of American schools in the hope of reproducing the impact of American schools.

This is not merely an aspiration for higher test scores or full employment. Those are viewed as desirable side effects of the real genius of American Public Education, which is inclusion. It is this genius that continues to attract immigrants from around the world to become U.S. citizens; it is this genius that inspired the founders of this nation, who themselves were immigrants.

Inclusion is more optimistic than diversity. Inclusion doesn't just notice our differences, it welcomes them as a source of strength. Inclusion means sincerely inviting people with different perspectives or abilities to participate responsibly at all levels of civic and social life. We believe this sense of welcome can be quietly conveyed through things like school furniture. The message is: We all contribute. We all belong.

Multiple studies have suggested that successful early education confers lifelong benefits. But it is also true that without a safe and welcoming school setting, some students will feel excluded. This year we are proud to offer an expanded line of student seating and desks to support a broad range of learning styles without the stigma of highly specialized designs. Especially fun is our new Floor Rocker, which is likely to be as popular with adults as students. Among our proudest recognitions are personal letters from students and their families detailing how these products have encouraged full participation in coursework, collaboration, teamwork, and responsibility. These tacit lessons of a public education don't necessarily show up in test scores. But they are essential to a respectful and productive civil society.

As always, we thank our customers for their support. Without it, we couldn't do the work we do.

Robert A. Virtue

Robert A. Virtue
Chairman of the Board and CEO



CONTENTS

6 CHAIRS

- 8 ZUMA® Series
- 14 Analogy® Series
- 20 Sage™ Series
- 26 Metaphor® Series
- 28 N2 Series
- 30 9000 Series
- 30 3000 Series
- 31 2000 Series
- 32 Telos® Series
- 33 ZUMAFrd™ Series
- 34 Lab Stools
- 36 Parison® Series
- 37 Civitas® Plywood Series
- 38 4400 Series
- 39 4300 Series
- 40 8900 Series
- 42 8800 Series
- 44 Folding Chairs
- 46 Wood Chairs

76 DESKS

- 78 ZUMA® Series
- 81 7900 Series
- 82 785 Series
- 83 751 Series
- 86 Molecule Series
- 87 Sigma® Series
- 87 Metonymy® Series
- 88 TEXT® Series
- 90 5000 Series
- 90 Tetra™ Series
- 90 765 Series
- 91 Plateau® Series
- 92 Textameter™ Series
- 92 Tetra™ Series Teacher's Desks
- 93 53 Series
- 93 540 Series
- 94 Instructor Media Station
- 97 Plateau® Series Office Desks
- 100 Parameter® Series

144 STORAGE

- 146 Tip-Over Prevention
- 147 Plateau® Series Bookcases
- 147 Steel-Frame Bookcases
- 148 Metal Bookcases
- 149 Library Shelving Systems
- 150 Plateau® Series Mobile Cabinets
- 150 Mobile Storage Cabinets
- 152 53 Series File Cabinets
- 154 54 Series File Cabinets
- 155 Wood Storage Lockers
- 158 Wood Book Display Stands
- 159 Presentation Stations
- 159 Lecterns
- 159 Carts

160 CARTS & DOLLIES

- 162 Chair Trucks
- 164 Table Trucks
- 165 Stackable Storage

104 TABLES

- 107 4000 Series
- 109 5000 Series
- 110 5700 Series
- 110 6800 Series
- 110 7900 Series
- 111 TEXT® Series
- 115 Plateau® Series
- 121 Science Tables
- 122 Tetra™ Series
- 122 Tilt-Top Training Tables
- 123 Makerspace Series
- 124 Wood Early Learning Tables
- 124 Art Tables
- 124 Library Tables
- 125 CT Series
- 125 HWT Series
- 126 Flip-Top Technology Tables
- 129 Mobile Cafeteria Tables
- 134 Civitas® Series
- 135 Café Table Tops & Bases
- 137 Lunada® Series
- 138 Folding Tables
- 139 Core-a-Gator® Series
- 143 Accessories

166 ESSENTIALS

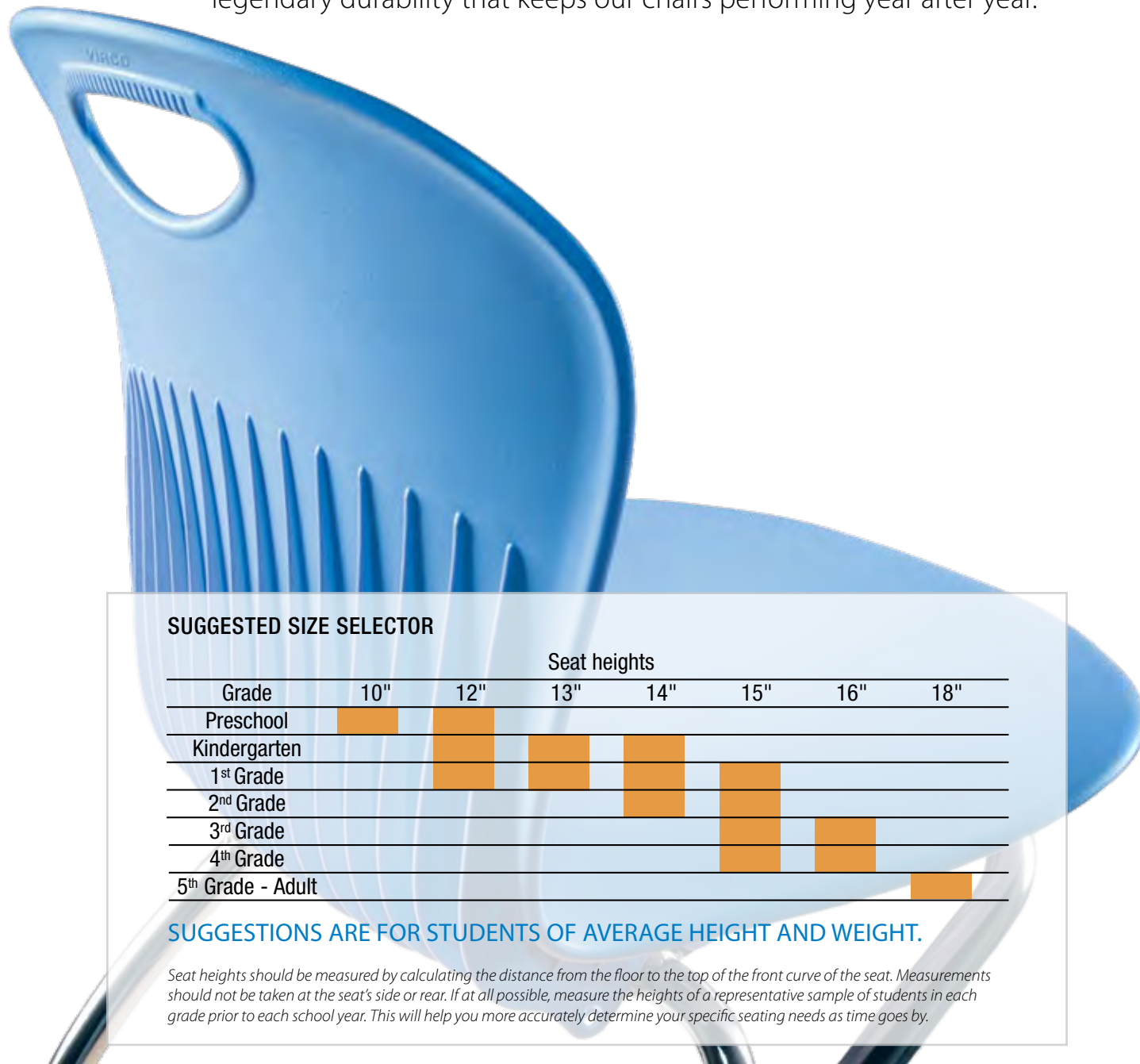
- 168 Easels and Whiteboards
- 169 Early Learning Playtime
- 170 Early Learning Rugs
- 170 Projection Screens
- 170 Art Equipment
- 171 Building Services

172 INFO

- 174 Colors
- 184 Corporate Stewardship
- 186 Options & Accessories
- 188 Quick Reference Guide
- 192 Index
- 202 General Product Information
- 203 Virco Warranty

CHAIRS

Virco founder Julian Virtue revolutionized classroom furniture when he placed a molded plastic seat atop sturdy chromed-steel legs. Student seating could now support the whole learning experience through comfort, ergonomics and style – all at a price that fits school budgets. Today Virco offers a vast lineup of seating solutions for schools, offices, dining and event venues in a wide range of styles, materials, colors and sizes – all built with the legendary durability that keeps our chairs performing year after year.



SUGGESTED SIZE SELECTOR

Grade	Seat heights						
	10"	12"	13"	14"	15"	16"	18"
Preschool	■	■					
Kindergarten		■	■	■			
1 st Grade			■	■	■		
2 nd Grade				■	■	■	
3 rd Grade					■	■	■
4 th Grade						■	■
5 th Grade - Adult							■

SUGGESTIONS ARE FOR STUDENTS OF AVERAGE HEIGHT AND WEIGHT.

Seat heights should be measured by calculating the distance from the floor to the top of the front curve of the seat. Measurements should not be taken at the seat's side or rear. If at all possible, measure the heights of a representative sample of students in each grade prior to each school year. This will help you more accurately determine your specific seating needs as time goes by.



ZUMA® Series – 4-Leg Stack Chairs

ZUMA Series 4-leg stacking chairs bridge the gap with seating that offers ergonomic support, playful style and durable construction. This 4-leg stack chair features a tubular steel frame, a one-piece, molded polypropylene shell and is available in a range of seat heights from 10" to 18".



ZU410 10" seat height	ZU413 13" seat height	ZU415 15" seat height	ZU418 18" seat height

OPTIONAL CONFIGURATIONS

- FG** FELT-BASE GLIDES
- SG** STEEL-BASE GLIDES
- A** ARMRESTS
- BR** BOOKCRACK
- G** GANGING DEVICE

Armrests are not available on 10" seat height chairs. Bookcrack and Ganging Device are only available on 18" seat height chairs.

ZUMA® Series – C2M 4-Leg Chairs

ZUMA Series C2M (Choose to Move) 4-leg chairs offer the ultimate choice in flexible seating with a unique patent-pending mode selector. In active mode, the chair allows controlled movement with air coils that flex and compress as you move in all directions – from side-to-side, back-and-forth and in-between. When conventional seating is more appropriate, a simple twist transforms the chair into an ergonomic, fixed position.



ZC2M15 15 1/2" seat height	ZC2M18 18" seat height

OPTIONAL CONFIGURATIONS

- FG** FELT-BASE GLIDES
- SG** STEEL-BASE GLIDES



ZUMA® Series – 4-Leg Stacking Caster Chairs

ZUMA Series stacking caster chairs are easily movable and are ideal for flexible and collaborative classroom spaces. Featuring a spacious, ergonomically contoured shell and four 2" twin-wheel nylon soft casters, these chairs stack 5-high and have under-seat bumpers to protect contact surfaces.



ZUST13C 13" seat height	ZUST15C 15" seat height	ZUST18C 18" seat height

ZUMA® Series – 4-Leg Chairs and Stools with Civitas Frame

ZUMA Series 4-Leg chairs and stools with Civitas Frame feature stylish legs for a casually chic and inviting effect, a tubular steel frame and a one-piece, molded polypropylene shell. The ZUMA bucket offers a flexible backrest for long lasting comfort.



CZ18 18" seat height	CZ18C 18" seat height with casters	CZ25 25" seat height	CZ30 30" seat height

OPTIONAL CONFIGURATIONS

- FG** FELT-BASE GLIDES
- SG** STEEL-BASE GLIDES

ZUMA® Series – Lab Stools

ZUMA Series 4-leg lab stools feature a tubular steel frame and a comfortable, ergonomically contoured polypropylene shell. The stool features a self-returning swivel seat that rotates approximately 180 degrees.



ZU18LS
18 7/8" fixed seat height
18" x 19 3/4"

ZU21LS
21 1/8" fixed seat height
18" x 19 3/4"

ZU2533LSSG
25"-33" seat height
18" x 19 3/4"

OPTIONAL CONFIGURATIONS
FG FELT-BASE GLIDES SG STEEL-BASE GLIDES

ZUMA® Series – Rocking Chairs

ZUMA Series rocking chairs encourage healthy movement and provide a moderate range of back-and-forth motion. Rocking chairs feature a sturdy, cantilevered tubular steel frame and a comfortable, ergonomically contoured polypropylene shell that flexes to accommodate different body types.



ZROCK13
13" seat height
15 1/2" x 17 1/4"

ZROCK15
15" seat height
17 3/8" x 18 5/8"

ZROCK18
18" seat height
20" x 22 3/8"

OPTIONAL CONFIGURATIONS
FG FELT STRIP ON EACH LEG A ARMRESTS BG BUMP GLIDES

Recommended for use on carpeted surfaces only; however, an optional factory-installed felt strip on the bottom of each leg is available for flooring applications where a felt contact surface is appropriate. Not recommended for use on VCT flooring (Vinyl Composition Tile).

ZUMA® Series – Floor Rockers

ZUMA Series floor rockers feature an ergonomic seat atop a sturdy, one-piece rocking base with a non-marring pad for smooth, quiet movement. With subtle back-and-forth motion, floor rockers offer an ergonomic alternative to floor seating.



ZFLROCK15
Sized for K - 4th Grade
16" x 21 1/8"

ZFLROCK18
Sized for 5th Grade - Adult
18" x 22 1/2"

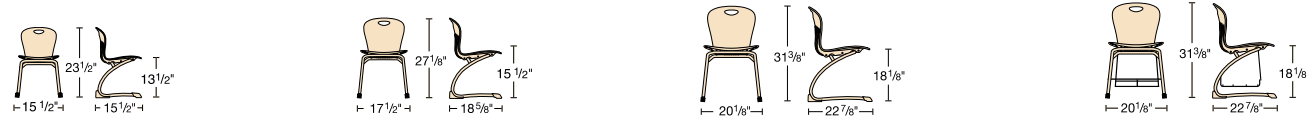


ZUMA® Series – Cantilever Chairs

ZUMA Series cantilever chairs feature a sturdy, cantilevered tubular steel frame and a comfortable, ergonomically contoured polypropylene shell.



ZCANT13 13" seat height
ZCANT15 15½" seat height
ZCANT18 18" seat height
ZCANT18BR 18" seat height with bookrack



OPTIONAL CONFIGURATIONS

- FG** FELT-BASE GLIDES
- SG** STEEL-BASE GLIDES
- A** ARMRESTS
- BR** BOOKRACK

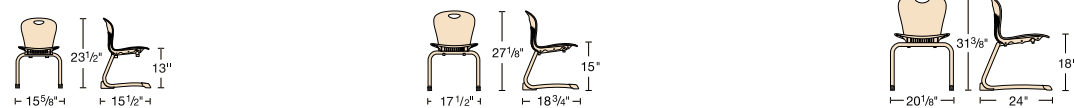
Armrests are only available on 18" seat height chairs. Bookrack is only available for 15" and 18" seat height chairs.

ZUMA® Series – Stacking Cantilever Chairs

ZUMA Series stacking cantilever chairs feature a sturdy, cantilevered tubular steel frame and a comfortable, ergonomically contoured polypropylene shell. The chairs stack 4-high and can rest securely on a desk or table top.



ZSTCANT13 13" seat height
ZSTCANT15 15" seat height
ZSTCANT18 18" seat height



OPTIONAL CONFIGURATIONS

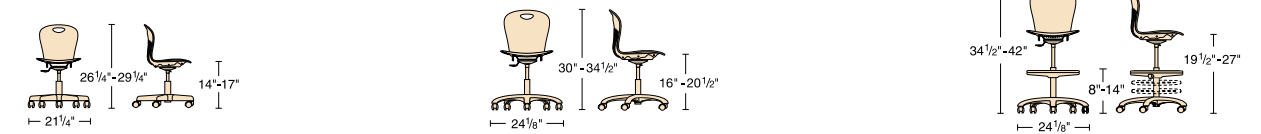
- FG** FELT-BASE GLIDES
- SG** STEEL-BASE GLIDES

ZUMA® Series – Mobile Task Chairs and Lab Stools

ZUMA Series mobile task chairs and lab stools feature a comfortable, ergonomically contoured polypropylene shell and a pneumatic mechanism for easy seat height adjustment. Chairs swivel 360 degrees and feature five 2" diameter, dual-wheel, hooded swivel casters. Lab stools offer a footring that adjusts in height from 8" to 14".



ZTASK15 14"-17" seat height
ZTASK18 16"-20½" seat height
ZLAB 19½"-27" seat height



OPTIONAL CONFIGURATIONS

- C** SOFT-WHEEL CASTERS
- UG** FIXED GLIDES
- A** ARMRESTS

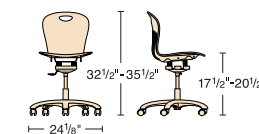
Armrests are only available on ZTASK18.

ZUMA® Series – R2M Mobile Task Chairs

ZUMA Series R2M (Room to Move®) mobile task chairs move with you to help activate your best sitting position. With an ergonomic seat secured by four air coils that flex and compress as you move, this task chair provides controlled movement in all directions from front-to-back, side-to-side and in-between. The polypropylene shell flexes to accommodate different body types and a pneumatic mechanism allows easy seat height adjustment from 17½" to 20½".



ZR2MTASK18 17½"-20½" seat height



OPTIONAL CONFIGURATIONS

- C** SOFT-WHEEL CASTERS
- UG** FIXED GLIDES

Analogy® Series – 4-Leg Stack Chairs

Analogy Series 4-leg stacking chairs feature a striking upright design and an ergonomically contoured shell. 4-leg chair models range in size from 12" to 18" seat heights. 18" Chairs are available with an extra-large (EL) shell to accommodate larger students, as well as a padded seat for additional comfort.



AN12 12" seat height	AN14 14" seat height	AN16 16" seat height	AN18 18" seat height	AN18ELP 18½" seat height with extra-large shell. Padded upholstered option shown.

OPTIONAL CONFIGURATIONS

- FG** FELT-BASE GLIDES
- SG** STEEL-BASE GLIDES
- BR** BOOKRACK
- P** PADDED UPHOLSTERED SEAT

Bookrack and extra-large seat is only available on 18" seat height chairs. Padded Seat is only available on 18" extra-large seats.

Analogy® Series – Rocking Chairs

Analogy Series rocking chairs encourage healthy movement and provide a moderate range of back-and-forth motion. Rocking chairs feature a sturdy, cantilevered tubular steel frame and a comfortable, ergonomically contoured polypropylene shell.



ANROCK14 13" seat height	ANROCK16 15" seat height	ANROCK18 18" seat height	ANROCK18EL 18" seat height with extra-large shell

OPTIONAL CONFIGURATIONS

- FG** FELT STRIP ON EACH LEG
- BG** BUMP GLIDES

Recommended for use on carpeted surfaces only; however, an optional factory-installed felt strip on the bottom of each leg is available for flooring applications where a felt contact surface is appropriate. Not recommended for use on VCT flooring (Vinyl Composition Tile).

Analogy® Series – Floor Rockers

Analogy Series floor rockers feature an ergonomic seat atop a sturdy, one-piece rocking base with a non-marring pad for smooth, quiet movement. With subtle back-and-forth motion, floor rockers offer an ergonomic alternative to floor seating.



ANFLROCK15
Sized for K - 4th Grade

ANFLROCK18
Sized for 5th Grade - Adult



Analogy® Series – 4-Leg Chairs and Stools with Civitas Frame

Analogy Series 4-leg chairs and stools with Civitas frame feature stylish legs for a casually chic and inviting effect, a tubular steel frame and an extra-large, one-piece, molded polypropylene shell. The Analogy bucket offers a flexible, ergonomic backrest for long lasting comfort.



CA18EL 18" seat height	CA18ELC 18" seat height with casters	CA25EL 25" seat height	CA30EL 30" seat height

OPTIONAL CONFIGURATIONS

- FG** FELT-BASE GLIDES
- SG** STEEL-BASE GLIDES



Analogy® Series – C2M 4-Leg Chairs

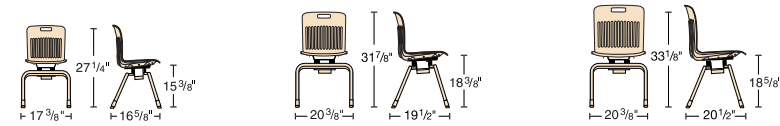
Analogy Series C2M (Choose to Move) 4-leg chairs offer the ultimate choice in flexible seating with a unique patent-pending mode selector. In active mode, the chair allows controlled movement with air coils that flex and compress as you move in all directions – from side-to-side, back-and-forth and in-between. When conventional seating is more appropriate, a simple twist transforms the chair into an ergonomic, fixed position.



ANC2M15
15" seat height

ANC2M18
18" seat height

ANC2M18EL
18½" seat height with extra-large shell



OPTIONAL CONFIGURATIONS

FG FELT-BASE GLIDES **SG** STEEL-BASE GLIDES



Analogy® Series – Mobile Task Chairs and Lab Stools

Analogy Series mobile task chairs and lab stools feature an adjustable and comfortable, ergonomically contoured polypropylene shell and a pneumatic mechanism for easy seat height adjustment. Chairs swivel 360 degrees and feature five 2" diameter, dual-wheel, hooded swivel casters. Lab stools offer a footring that adjusts in height from 8" to 14".



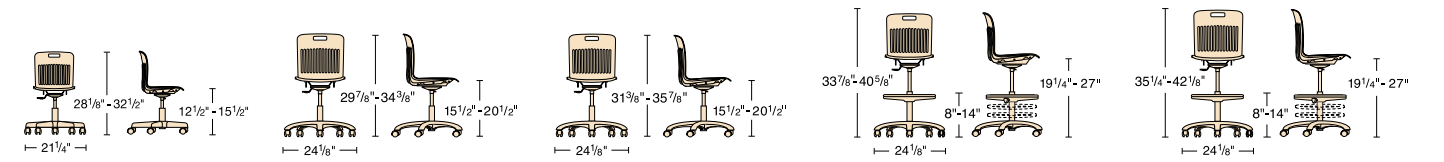
ANTASK16
12½"-15½" seat height

ANTASK18
16"-20½" seat height

ANTASK18EL
16"-20½" seat height

ANLAB
19"-27" seat height

ANLABEL
19"-27" seat height



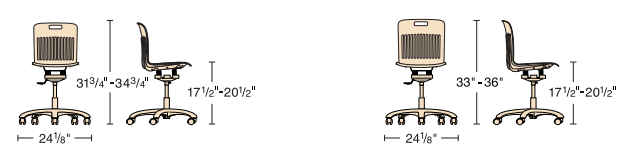
OPTIONAL CONFIGURATIONS

C SOFT-WHEEL CASTERS **UG** FIXED GLIDES



ANR2MTASK18
17½"-20½" seat height

ANR2MTASK18EL
17½"-20½" seat height



OPTIONAL CONFIGURATIONS

C SOFT-WHEEL CASTERS **UG** FIXED GLIDES

Analogy® Series – R2M Mobile Task Chairs

Analogy Series R2M (Room to Move®) mobile task chairs move with you to help activate your best sitting position. With an ergonomic seat secured by four air coils that flex and compress as you move, this task chair provides controlled movement in all directions from front-to-back, side-to-side and in-between. The pneumatic mechanism allows easy seat height adjustment from 17½" to 20½".

Analogy® Series – Cantilever Chairs

Analogy Series cantilever chairs feature a sturdy, cantilevered tubular steel frame and a comfortable, ergonomically contoured polypropylene shell.

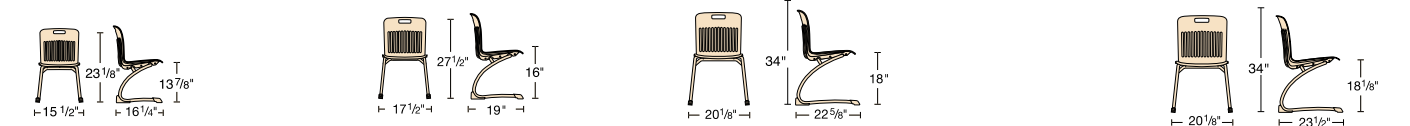


ANCANT14
14" seat height

ANCANT16
16" seat height

ANCANT18
18" seat height

ANCANT18EL
18" seat height



OPTIONAL CONFIGURATIONS

FG FELT-BASE GLIDES **SG** STEEL-BASE GLIDES **BR** BOOKRACK

Bookrack is only available for 18" seat height chairs.

Sage™ Series – 4-Leg Stack Chairs

Sage Series 4-leg stacking chairs offer a larger contoured shell, wider backrest and elegantly curved, extra heavy-duty legs. This 4-leg stack chair features a tubular steel frame and a multi-ribbed one-piece, molded polypropylene shell with a gentle flex. The chair is available in a range of sizes from 10" to 19" seat heights.



Model	Seat Height	Dimensions (W x D x H)
SG410	10" seat height	15 3/4" x 13 7/8" x 20 5/8"
SG413	13" seat height	15 3/4" x 15 1/8" x 23 1/2"
SG415	15" seat height	17 3/4" x 16 7/8" x 27"
SG418	18" seat height	20 3/4" x 22 5/8" x 33"
SG419	19" seat height	20 3/4" x 22 7/8" x 34"

OPTIONAL CONFIGURATIONS

- FG** FELT-BASE GLIDES
- SG** STEEL-BASE GLIDES
- A** ARMRESTS
- BR** BOOKRACK
- P** PADDED UPHOLSTERED SEAT

Armrests are not available on 10" seat height chairs. Bookrack is only available on 15", 18" and 19" seat height chairs. Padded Seat is only available on 18" and 19" seat height chairs.

Sage™ Series – Rocking Chairs

Sage Series rocking chairs encourage healthy movement and provide a moderate range of back-and-forth motion. Rocking chairs feature a sturdy, cantilevered tubular steel frame and a comfortable, ergonomically contoured polypropylene shell.



Model	Seat Height	Dimensions (W x D x H)
SGROCK13	13" seat height	15 3/4" x 18 1/4" x 21"
SGROCK15	15" seat height	17 3/4" x 20 1/4" x 24 3/8"
SGROCK18A	18" seat height with armrests	20" x 24 1/4" x 30 1/2"

OPTIONAL CONFIGURATIONS

- BG** BUMP GLIDES
- A** ARMRESTS
- FG** FELT STRIP ON EACH LEG

Recommended for use on carpeted surfaces only; however, an optional factory-installed felt strip on the bottom of each leg is available for flooring applications where a felt contact surface is appropriate. Not recommended for use on VCT flooring (Vinyl Composition Tile).

Sage™ Series – Floor Rockers

Sage Series floor rockers feature an ergonomic seat atop a sturdy, one-piece rocking base with a non-marring pad for smooth, quiet movement. With subtle back-and-forth motion, floor rockers offer an ergonomic alternative to floor seating.



Model	Dimensions (W x D x H)
SGFLROCK15 Sized for K - 4th Grade	16" x 21" x 18"
SGFLROCK18 Sized for 5th Grade - Adult	17 3/4" x 22 1/2" x 20 1/4"

OPTIONAL CONFIGURATIONS

- P** PADDED UPHOLSTERED SEAT

Padded Seat is only available on SGFLROCK18.

Sage™ Series – C2M 4-Leg Chairs

Sage Series C2M (Choose to Move) 4-leg chairs offer the ultimate choice in flexible seating with a unique patent-pending mode selector. In active mode, the chair allows controlled movement with air coils that flex and compress as you move in all directions – from side-to-side, back-and-forth and in-between. When conventional seating is more appropriate, a simple twist transforms the chair into an ergonomic, fixed position.



Model	Seat Height	Dimensions (W x D x H)
SGC2M15	15" seat height	17 3/8" x 19 1/4" x 27 1/8"
SGC2M18	18" seat height	20 3/8" x 22 7/8" x 32 5/8"

OPTIONAL CONFIGURATIONS

- FG** FELT-BASE GLIDES
- SG** STEEL-BASE GLIDES



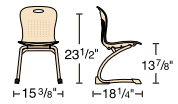
Sage™ Series – Cantilever Chairs

Sage Series cantilever chairs feature a sturdy, cantilevered tubular steel frame and a comfortable, ergonomically contoured polypropylene shell that flexes to accommodate different body types.



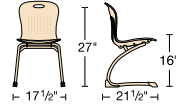
SGCANT13

13½" seat height



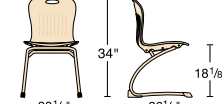
SGCANT15

16" seat height



SGCANT18

18" seat height



OPTIONAL CONFIGURATIONS

FG FELT-BASE GLIDES **SG** STEEL-BASE GLIDES **A** ARMRESTS **P** PADDED UPHOLSTERED SEAT **BR** BOOKRACK

Armrests and Padded Seat are only available for 18" seat height chairs. Bookrack is only available for 16" and 18" seat height chairs.

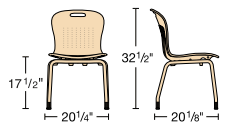
Sage™ Contract Series – 4-Leg Chairs

Sage Contract Series chairs feature a sturdy tubular steel 4-leg frame and a spacious, ergonomically contoured shell with a backrest that provides long-lasting support. The chair has an optional right- or left-hand KD articulating tablet arm, as well as an optional KD kit with tubular-steel arms and polypropylene armrests.



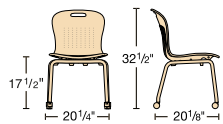
SG1

18" seat height



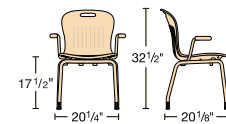
SG1C

18" seat height with casters



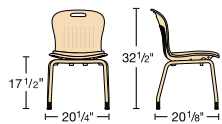
SG1

18" seat height with arm kit SGARMSKD



SG1P

18" upholstered padded seat



OPTIONAL CONFIGURATIONS

A ARMRESTS **BR** BOOKRACK **P** PADDED UPHOLSTERED SEAT **TA** ARTICULATING TABLET ARM KIT

The basic model SG1 can be configured with any combination of options listed above. Tablet Arm Kit available on model SG1.

Sage™ Series – 4-Leg Stacking Caster Chairs

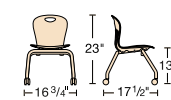
Sage Series stacking caster chairs are easily movable and ideal for flexible and collaborative classroom spaces. Featuring a spacious, ergonomically contoured shell and four 2" twin-wheel nylon soft casters, these chairs stack 5-high and have under-seat bumpers to protect contact surfaces.

Chairs stack up to 5 high



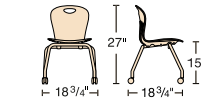
SGST13C

13" seat height



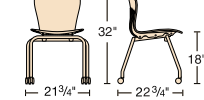
SGST15C

15" seat height



SGST18C

18" seat height



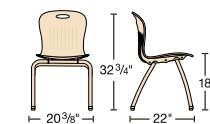
Sage™ Series – 4-Leg Chairs and Stools with Civitas Frame

Sage Series 4-leg chairs and stools with Civitas frame feature stylish legs for a casually chic and inviting effect, a tubular steel frame and a multi-ribbed one-piece, molded polypropylene shell with a gentle flex.



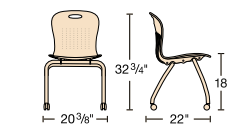
CS18

18" seat height



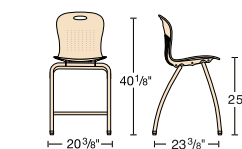
CS18PC

18" upholstered padded seat with casters



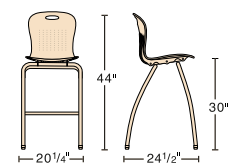
CS25

25" seat height



CS30

30" seat height



OPTIONAL CONFIGURATIONS

FG FELT-BASE GLIDES **SG** STEEL-BASE GLIDES **P** PADDED UPHOLSTERED SEAT



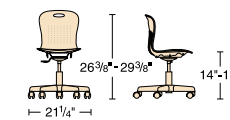
Sage™ Series – Mobile Task Chairs and Lab Stools

Sage Series mobile task chairs and lab stools feature a comfortable, ergonomically contoured polypropylene shell and a pneumatic mechanism for easy seat height adjustment. Chairs swivel 360 degrees and feature five 2" diameter, dual-wheel, hooded swivel casters. Lab stools offer a footring that adjusts in height from 8" to 14".



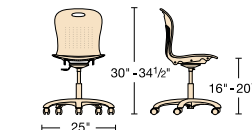
SGTASK15

14"-17" seat height



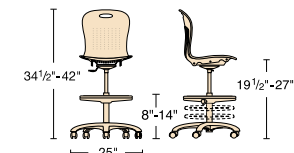
SGTASK18

16"-20 1/2" seat height



SGLAB

19 1/2"-27" seat height



OPTIONAL CONFIGURATIONS

- C** SOFT-WHEEL CASTERS
- UG** FIXED GLIDES
- A** ARMRESTS
- P** PADDED UPHOLSTERED SEAT

Armrests are only available on SGTASK18. Padded Seats are available on SGTASK18 and SGLAB.

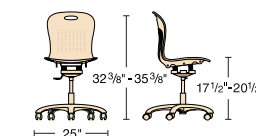
Sage™ Series – R2M Mobile Task Chairs

Sage Series R2M (Room to Move®) mobile task chairs move with you to help activate your best sitting position. With an ergonomic seat secured by four air coils that flex and compress as you move, this task chair provides controlled movement in all directions from front-to-back, side-to-side and in-between. The polypropylene shell flexes to accommodate different body types and a pneumatic mechanism allows easy seat height adjustment from 17 1/2" to 20 1/2".



SGR2MTASK18

17 1/2"-20 1/2" seat height



OPTIONAL CONFIGURATIONS

- C** SOFT-WHEEL CASTERS
- UG** FIXED GLIDES

Metaphor® Series – 4-Leg Stack Chairs

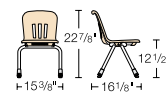
Metaphor Series 4-leg stack chairs offer stackable, storable seating, with an updated three-hole backrest that provides exceptional ventilation. The sturdy tubular steel frame has an integral backrest and front support tube that provides 360-degree support to the comfortable polypropylene shell.



4-leg chairs stack 12 high

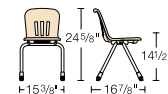
N912

12½" seat height



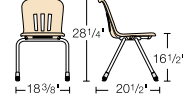
N914

14½" seat height



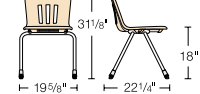
N916

16½" seat height



N918

18" seat height



OPTIONAL CONFIGURATIONS

FG FELT-BASE GLIDES **SG** STEEL-BASE GLIDES **G** GANGING DEVICE **BR** BOOKRACK

Bookrack and Ganging Device are only available on 18" seat height chairs.

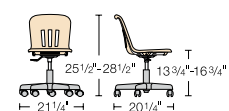
Metaphor® Series – Mobile Task Chairs and Lab Stools

Metaphor Series mobile task chairs and lab stools feature an ergonomic, one-piece molded polypropylene shell and a pneumatic mechanism for easy seat height adjustment. Chairs swivel 360 degrees and feature five 2" diameter, dual-wheel, hooded swivel casters. Lab stools offer a footring that adjusts in height from 8" to 14".



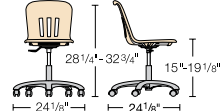
N9TASK16

13¾"-16¾" seat height



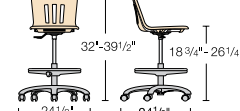
N9TASK18

15"-19" seat height



N9LAB

18¾"-26¼" seat height



OPTIONAL CONFIGURATIONS

C SOFT-WHEEL CASTERS

UG FIXED GLIDES

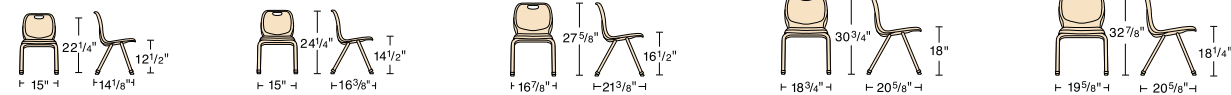


N2 Series – 4-Leg Stack Chairs

N2 Series 4-leg stack chairs offer affordability, comfort and durability. The one-piece polypropylene shell features two sets of contoured, flexible ribs that allow the upper back to flex for exceptional comfort and support.



- N212**
12½" seat height
- N214**
14½" seat height
- N216**
16½" seat height
- N218**
18" seat height
- N218EL**
18" seat height with extra-large shell



OPTIONAL CONFIGURATIONS

- FG** FELT-BASE GLIDES
- SG** STEEL-BASE GLIDES
- BR** BOOKRACK
- G** GANGING DEVICE

Bookrack and Ganging Device are only available on model N218.

N2 Series – Mobile 4-Leg Chairs

N2 Series mobile 4-leg chairs feature tubular steel legs, a one-piece molded polypropylene shell and four 2" dual-wheel swivel casters.



- N250**
18" seat height with casters
- N250EL**
18" seat height with casters with extra-large shell



OPTIONAL CONFIGURATIONS

- C** SOFT-WHEEL CASTERS

N2 Series – Mobile Task Chairs and Lab Stools

N2 Series mobile task chairs and lab stools feature an ergonomic, one-piece molded polypropylene shell and a pneumatic mechanism for easy seat height adjustment. Chairs swivel 360 degrees and feature five 2" diameter, dual-wheel, hooded swivel casters. Lab stools offer a footring that adjusts in height from 8" to 14".



- N260GC**
18"-22½" seat height
- N260GLS**
22½"-28½" seat height



OPTIONAL CONFIGURATIONS

- C** SOFT-WHEEL CASTERS
- UG** FIXED-BASE U-GLIDES

9000 Series – 4-Leg Stack Chairs

9000 Series 4-leg stack chairs are constructed from highly durable, long-lasting injection molded polyethylene. An iconic original, these chairs are a popular fixture in classrooms across the nation and are available in a range of sizes from 10" to 18" seat heights.



9010 10" seat height	9012 12" seat height	9014 14" seat height	9016 16" seat height	9018 18" seat height

OPTIONAL CONFIGURATIONS

- FG** FELT-BASE GLIDES
- SG** STEEL-BASE GLIDES
- G** GANGING DEVICE
- BR** BOOKRACK
- P** PADDED UPHOLSTERED SEAT

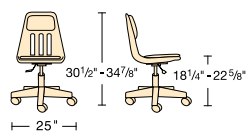
Bookrack, Padded Seat and Ganging Device are only available on 18" seat height chairs.

9000 Series – Mobile Task Chairs

9000 Series mobile task chairs are equipped with five 2" diameter, dual-wheel, hooded swivel casters and offer a 360-degree swivel. Task chairs feature a padded, upholstered seat with a pneumatic mechanism for easy, seat height adjustment from 18" to 22½".



9260PGC
18"-22½" seat height with upholstered seat and back pad.



OPTIONAL CONFIGURATIONS

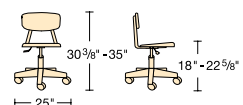
- C** SOFT-WHEEL CASTERS
- UG** FIXED GLIDES

3000 Series – Mobile Task Chairs

3000 Series mobile task chairs feature a hard-plastic seat and back constructed of colorfast, scratch-resistant Martest 21°. Chairs adjust in seat height, swivel 360 degrees and feature five 2" diameter, dual-wheel, hooded swivel casters.



3860GC
18"-22½" seat height



OPTIONAL CONFIGURATIONS

- C** SOFT-WHEEL CASTERS
- UG** FIXED GLIDES

3000 Series – 4-leg Stack Chairs

3000 Series 4-leg stack chairs are constructed of colorfast, scratch-resistant Martest 21°. Hard plastic seats and separate backs are remarkably chip-resistant and retain a bright, fresh look semester after semester. This chair features a tubular steel frame and is available in a range of sizes from 12" to 18" seat heights.



3012 12" seat height	3014 14" seat height	3016 16" seat height	3018 18" seat height

OPTIONAL CONFIGURATIONS

- FG** FELT-BASE GLIDES
- SG** STEEL-BASE GLIDES

2000 Series – 4-Leg Stack Chairs

2000 Series 4-leg stack chairs offer classic styling plus long-lasting construction. Chairs feature a one-piece molded polypropylene shell, tubular steel frame and are available with an extra-large (EL) shell, as well as a padded seat for additional comfort.



2012 12" seat height	2014 14" seat height	2016 16" seat height	2018 18" seat height	2018EL 18½" seat height with extra-large shell

OPTIONAL CONFIGURATIONS

- FG** FELT-BASE GLIDES
- SG** STEEL-BASE GLIDES
- G** GANGING DEVICE
- BR** BOOKRACK
- P** PADDED UPHOLSTERED SEAT

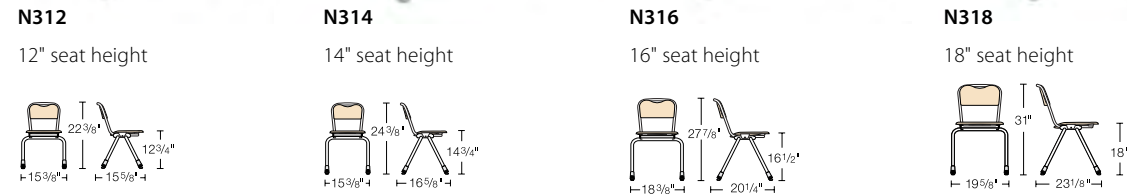
Bookrack and Ganging Device are only available on model 2018. Padded Seat is available on models 2018 and 2018EL.

Telos® Series – 4-Leg Stack Chairs

Telos Series 4-leg stack chairs feature a contoured, hard plastic seat and back and are offered in a range of sizes from 12" to 18".



4-leg chairs stack 10 high



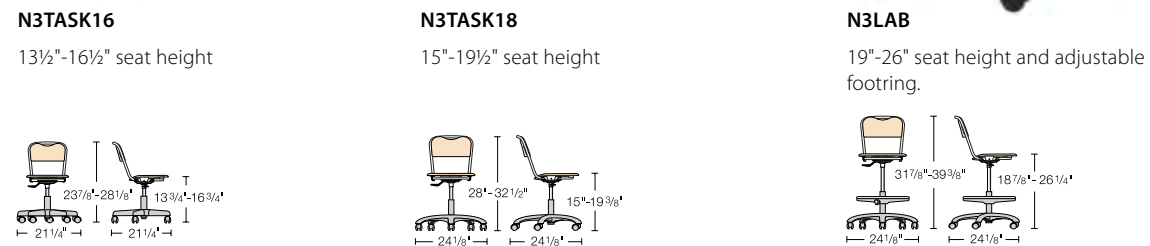
OPTIONAL CONFIGURATIONS

- FG** FELT-BASE GLIDES
- SG** STEEL-BASE GLIDES
- G** GANGING DEVICE
- BR** BOOKCRACK

Bookcrack and Ganging Device are only available on 18" seat height chairs.

Telos® Series – Mobile Task Chairs and Lab Stools

Telos Series mobile task chairs and lab stools feature a pneumatic mechanism for easy seat height adjustment. Chairs swivel 360 degrees and features five 2" diameter, dual-wheel, hooded swivel casters. Lab stools offer a footring that adjusts in height from 8" to 14".

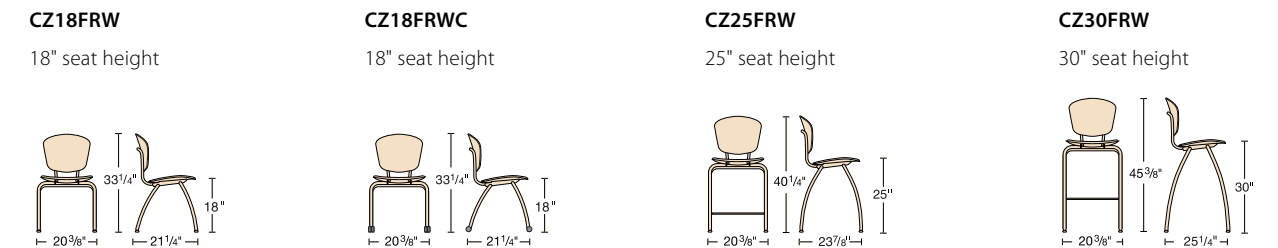


OPTIONAL CONFIGURATIONS

- C** SOFT-WHEEL CASTERS
- UG** FIXED GLIDES

ZUMAFrd™ Series – 4-Leg Chairs and Stools with Civitas Frame

ZUMAFrd Series 4-leg chairs and stools with Civitas frame feature stylish legs, tubular steel frame and FRW™ hard plastic seat and back that provides added levels of sustainability.



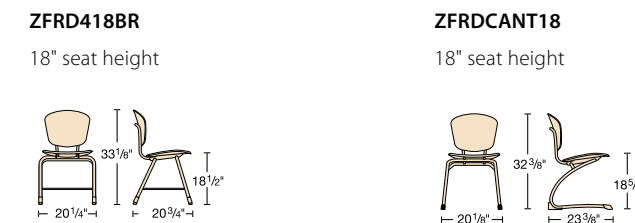
OPTIONAL CONFIGURATIONS

- FG** FELT-BASE GLIDES
- SG** STEEL-BASE GLIDES

ZUMAFrd™ Series – 4-Leg and Cantilever Chairs

ZUMAFrd Series 4-Leg Chairs feature a tubular steel frame, molded hard plastic seat and back and steel-rod bookrack.

ZUMAFrd Series cantilever chairs feature a sturdy, cantilevered tubular steel frame and a molded hard plastic seat and back.



OPTIONAL CONFIGURATIONS


- FG** FELT-BASE GLIDES
- SG** STEEL-BASE GLIDES

120 Series – Lab Stools

120 Series Stools feature a tubular steel frame and a separate injection-molded polypropylene soft plastic seat. Stools are available in a variety of fixed and adjustable heights.



12018 18" high stool
12024 24" high stool
12030 30" high stool
1201927SG Adjusts 19"-27"
1202533SG Adjusts 25"-33"



OPTIONAL CONFIGURATIONS

SG STEEL-BASE GLIDES **FG** FELT-BASE GLIDES

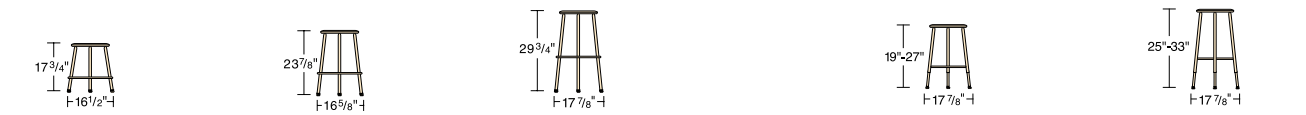
Felt and Steel Glides are only available on fixed height stools.

121 Series – Lab Stools

121 Series Stools feature a tubular steel frame and a molded Martest 21® hard plastic seat. Stools are available in a variety of fixed heights and adjustable heights.



12118 18" high stool
12124 24" high stool
12130 30" high stool
1211927SG Adjusts 19"-27"
1212533SG Adjusts 25"-33"



OPTIONAL CONFIGURATIONS

SG STEEL-BASE GLIDES **FG** FELT-BASE GLIDES

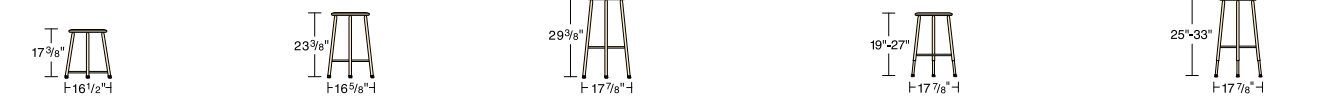
Felt and Steel Glides are only available on fixed height stools.

122 Series – Lab Stools

122 Series Stools feature a tubular steel frame and a formed steel seat with a Masonite® inset. Stools are available in a variety of fixed heights and adjustable heights.



12218 18" high stool
12224 24" high stool
12230 30" high stool
1221927SG Adjusts 19"-27"
1222533SG Adjusts 25"-33"



OPTIONAL CONFIGURATIONS

SG STEEL-BASE GLIDES **FG** FELT-BASE GLIDES

Felt and Steel Glides are only available on fixed height stools.

123 Series – Lab Stools

123 Series Stools feature an all wood seat and frame in Natural Oak and are available in a range of heights.



12318 18" high stool
12324 24" high stool
12330 30" high stool



Parison® Series – 4-Leg Chairs and Stools

Parison Series 4-leg chairs and stools feature an elegant silhouette and natural balance that add lightness and refinement to business, dining and higher education environments.



<p>PS18 18½" seat height</p>	<p>PS18PC 18½" seat height and casters. Shown with optional seat pad.</p>	<p>PS25 25½" seat height</p>	<p>PS30 30½" seat height</p>
---	--	---	---

OPTIONAL CONFIGURATIONS

- FG** FELT-BASE GLIDES
- SG** STEEL-BASE GLIDES
- P** PADDED UPHOLSTERED SEAT



PSTASK18A
16"-20" seat height with arms

PSTASK18P
16"-20" height with upholstered seat



Parison® Series – Mobile Task Chairs

Parison Series mobile task chairs feature an organically sculpted polypropylene separate seat and back and a pneumatic mechanism for easy seat height adjustment. The task chair swivels 360 degrees and features five 2" diameter, dual-wheel, hooded swivel casters.

OPTIONAL CONFIGURATIONS

- C** SOFT CASTERS
- UG** FIXED GLIDES
- P** PADDED UPHOLSTERED SEAT
- A** ARMREST

Civitas® Plywood Series – 4-Leg Chairs and Stools

Civitas Plywood Series features chairs and stools that combine a sturdy tubular steel frame and an elegant, ergonomically contoured plywood seat and back.



CW18
18" seat height

CW18C
18" seat height

CW25
25" seat height

CW30
30" seat height



OPTIONAL CONFIGURATIONS

- FG** FELT-BASE GLIDES
- SG** STEEL-BASE GLIDES

4400 Series – Mesh-Back Mobile Task Chairs

4400 Series mobile task chairs offer lightweight, flexible mesh-back fabric that provides cool support and comfort.



4445A
Mobile task chair with arms and black padded fabric seat and mesh back; 18"-22" seat height.



4435A
Mobile task chair with black mesh back and padded seat.

4400 Series – Mesh-Back Guest Chairs

4400 Series guest chairs deliver a contemporary style with lightweight and flexible mesh-back fabric, perfect for waiting rooms and offices.



4440A
4-leg black steel tube frame with black mesh back and molded foam fabric seat; 19" seat height.



4430
Sled-based guest chair with mesh back and padded seat.

4400 Series – Eco-Leather Mobile Task Chairs

4400 Series mobile task chairs feature Eco-Leather upholstery providing comfort and style to any executive setting.



4448A
Mobile task chair with arms and black eco-leather upholstered seat and back; 18"-20½" seat height.



4449A
High-back, mobile task chair with arms and black eco-leather upholstered seat and back; 18"-20½" seat height.

4300 Series – Adjustable Task Chairs

4300 Series task chairs feature an upholstered seat and back, a pneumatically adjustable seat height and a manual back-depth adjustment.



4300
17"-22" seat height



4301
18"-23" seat height. Shown with optional T-Arms.



43TARM
Adjustable T-arm with padded self-skinned urethane.



43WARM
Non-adjustable wing arm.

OPTIONAL CONFIGURATIONS

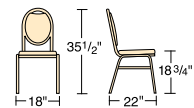
- C** SOFT CASTERS
- UG** FIXED-BASE U-GLIDES
- A** ARMREST

Custom 8900 Series – Upholstered Stack Chairs

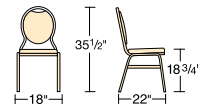
8900 Series upholstered stack chairs feature a tubular steel frame and upholstered seat and back. A variety of back styles and optional configurations are available. Chairs come with an integrated stack bar that helps protect seat cushion when chairs are stacked.



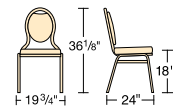
8936SB
2½" thick crown seat and queen back with integrated stack bar.



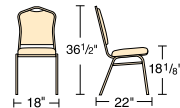
8918SB
2½" thick crown seat and queen back with integrated stack bar.



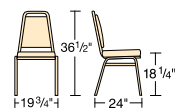
8919SB
3" thick crown seat and queen back with integrated stack bar.



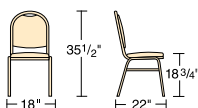
8920SB
2½" thick crown seat and tulip back with integrated stack bar.



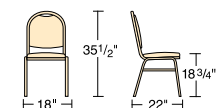
8970SB
3" thick crown seat and trapezoid back with integrated stack bar.



8916SB
2½" thick crown seat and rounded back with integrated stack bar.



8916SBCB
2½" thick crown seat and rounded back with integrated stack bar and concealed screws.



Chairs stack up to 6 high

OPTIONAL CONFIGURATIONS

G GANGING DEVICE

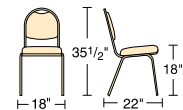


8900 Series – Upholstered Stack Chairs

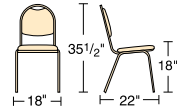
8900 Series upholstered stack chairs feature a tubular steel frame and upholstered seat and back.



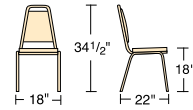
8915
2" thick crown seat and rounded back.



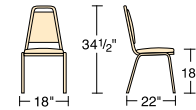
8917
2" thick dome seat and rounded back.



8925
2" thick crown seat and trapezoid back.



8926
2" thick dome seat and trapezoid back.



OPTIONAL CONFIGURATIONS

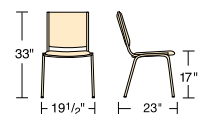
- G** GANGING DEVICE
- SB** STACK BAR

8800 Series – Comfort Stacker™ and Convention Center Stacking Chairs

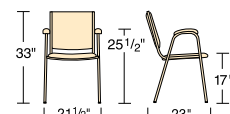
8800 Series Comfort Stacker are a versatile stack chair featuring a padded, upholstered seat, a tubular steel frame, a contoured seat and backrest and optional armrests.



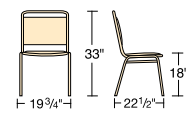
8802
Comfort Stacker; 17" seat height.



8806
Comfort Stacker with arms; 17" seat height.



8830SBG
Stack bars and ganging device; chrome frame only; 18" seat height.



OPTIONAL CONFIGURATIONS

- G** GANGING DEVICE

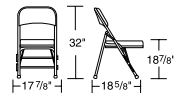


190 Series – Folding Chairs

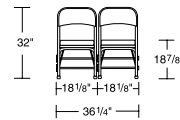
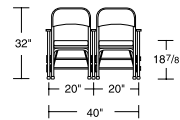
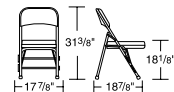
190 Series folding chair features a comfortable, extra-thick upholstered seat with an enclosed seat pan for convention centers, auditoriums and arena-related applications. The seat allows easy access and can be folded independently for easy passage through rows of chairs.



198G
19" seat height with 2½" padded seat. Model shown has optional ganging device.



190G
18" seat height with 2½" padded seat in enclosed seat pan. Model shown has optional ganging device.



Armrests

Optional arms with urethane pads enhance the seating convenience of the 190G and 198G while also serving as a ganging device.

OPTIONAL CONFIGURATIONS

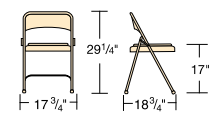
- A** ARMREST
- G** GANGING DEVICE

Folding Chairs

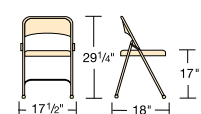
Virco folding chair feature a tubular steel frame reinforced with either one or two u-shaped rear leg braces for extra strength. Select models offer fabric or vinyl upholstered seat and back pads.



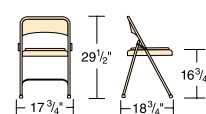
188
17" seat height with front and rear leg brace and upholstered seat and back.



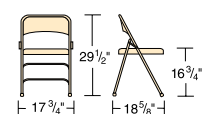
162
17" seat height with front and rear leg brace.



168
17" seat height with front and rear leg brace and vinyl seat and back.




167
17" seat height with one front and two rear leg braces.



OPTIONAL CONFIGURATIONS

- G** GANGING DEVICE



Wood Chairs

Wooden seating selections include 12" and 14" 4-leg chairs and 16" and 18" sled-based chairs. Ideal for early learning environments and library settings.



ECCH12
12" seat height

ECCH14
14" seat height

LIBCH16
16" seat height

LIBCH18
18" seat height

Wood Rocking Chairs

Wood rocking chairs are sturdy and durable and compliment any early learning environment.



ECROCK12
Juvenile rocker, 12" seat height.

ECROCK18
Adult rocking chair, 18" seat height.



COMBO UNITS

Virco's chair-desk combinations bring a sense of order to the classroom with comfort, ergonomics and styles that recognize the need for flexibility and choice. Compact models open up possibilities for small spaces. Expanded work surfaces are suitable for textbooks, laptops and more. Collaborative tops can be configured into shapes for group work or separated to support independent study. From traditional set-ups to flexible classrooms,

Virco combo desks offer a wide variety of options to accommodate evolving spaces.

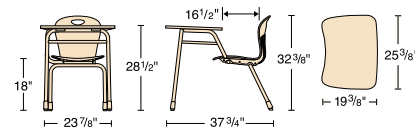


ZUMA® Series – Chair Desks with Bowfront Top

ZUMA Series chair desks combine the ergonomic flexibility of ZUMA with a generous FRW™ hard plastic work surface for a comfortable yet convenient classroom solution.

ZCONBRM

4-leg chair desk with a 19 3/8" x 25 3/8" bowfront shape hard plastic work surface.



OPTIONAL CONFIGURATIONS

- FG** FELT-BASE GLIDES **SG** STEEL-BASE GLIDES **BR** BOOKRACK **BH** BACKPACK HANGER
- LH** LEFT-HANDED

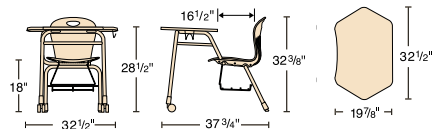


ZUMA® Series – Chair Desks with Collaborative Learning Top

ZUMA Series chair desks feature an ergonomically contoured seat and a collaborative work surface, ideal for group learning. Work surface is available with high-pressure laminate or FRW hard plastic.

ZC1CT

4-leg chair desk with a 19 7/8" x 32 1/2" collaborative shape high-pressure laminate work surface.



OPTIONAL CONFIGURATIONS

- FG** FELT-BASE GLIDES **SG** STEEL-BASE GLIDES **L** LAMINATE TOP **AE** SURE EDGE
- M** HARD PLASTIC TOP **BR** BOOKRACK **BH** BACKPACK HANGER **LH** LEFT-HANDED **CH** CUP HOLDER

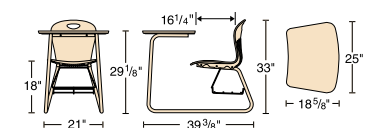


ZUMA® Series – Sled-Based Combo Units with Bowfront Top

ZUMA Series sled-based combo units feature an ergonomically contoured seat and a generous FRW hard plastic work surface. Combo units offer a sturdy dual-entry design for right and left-handed students.

ZSLEDBRM

SledCombo chair desk with an 18 5/8" x 25" bowfront shape hard plastic work surface.



OPTIONAL CONFIGURATIONS

- BR** BOOKRACK **BH** BACKPACK HANGER



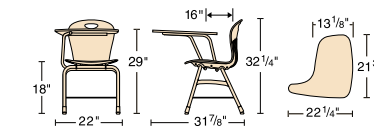
ZUMA® Series – Tablet Arm Chair Desks

ZUMA Series tablet arm chair desks incorporate an ergonomically contoured seat with a fixed or articulating L-shaped high-pressure laminate work surface. Tablet arm chair desks feature a compact 4-leg frame and come standard with a steel bookrack for added storage.



ZU418TAFBR

Fixed tablet arm chair desk with a 22 1/6" x 24 1/4" x 7/4" high-pressure laminate work surface.



ZU418TABR

Articulating tablet arm chair desk with a 21 1/4" x 15" x 10 5/8" high-pressure laminate work surface.



OPTIONAL CONFIGURATIONS

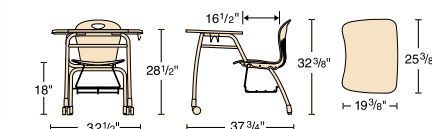
- FG** FELT-BASE GLIDES **SG** STEEL-BASE GLIDES **LH** LEFT-HANDED

ZUMA® Series – Chair Desks with Civitas Frame

ZUMA Series chair desks feature an ergonomically contoured seat with our stylish and sophisticated Civitas frame. Models are available with a high-pressure laminate or FRW™ hard plastic work surface.

CCZ1

4-leg chair desk with Civitas frame and a 19 3/8" x 25 3/8" bowfront shape high-pressure laminate work surface.



OPTIONAL CONFIGURATIONS

- FG** FELT-BASE GLIDES **SG** STEEL-BASE GLIDES **L** LAMINATE TOP **AE** SURE EDGE **M** HARD PLASTIC TOP **BR** BOOKRACK
- BH** BACKPACK HANGER **LH** LEFT-HANDED



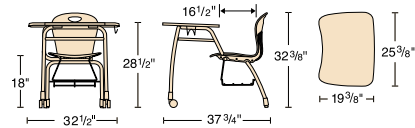
ZUMA® Series – Agile Combo Units

ZUMA Series agile combo units are ideal for group learning and flexible work spaces. Combo units feature FRW™ hard plastic or high-pressure laminate work surface and two twin-wheel nylon casters equipped with a "sit-lock" feature.



ACZ1

Agile combo unit with a 19 3/8" x 25 3/8" bowfront shape high-pressure laminate work surface. (model ACZ3M shown).



OPTIONAL CONFIGURATIONS

- L** LAMINATE TOP **AE** SURE EDGE **M** HARD PLASTIC TOP **BR** BOOKRACK
- BH** BACKPACK HANGER **LH** LEFT-HANDED

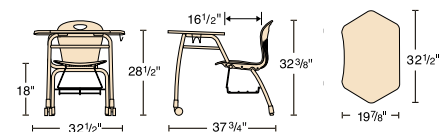
ZUMA® Series – Agile Combo Units with Collaborative Top and Civitas Frame

ZUMA Series agile combo units feature our stylish Civitas frame, a high-pressure laminate or FRW hard plastic collaborative shaped work surface, and two twin-wheel nylon casters equipped with a "sit-lock" feature.



ACCZ2CT

Agile combo unit with Civitas frame and a 19 7/8" x 32 1/2" collaborative shape high-pressure laminate work surface.



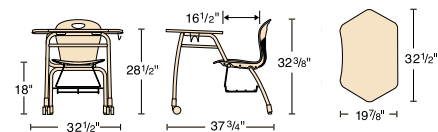
ZUMA® Series – Agile Combo Units with Collaborative Learning Top

ZUMA Series agile combo units feature two twin-wheel nylon casters equipped with a "sit-lock" feature and a collaborative work surface in FRW hard plastic or high-pressure laminate.



ACZ1CT

Agile combo unit with a 19 7/8" x 32 1/2" collaborative shape high-pressure laminate work surface.



OPTIONAL CONFIGURATIONS

- L** LAMINATE TOP **AE** SURE EDGE **M** HARD PLASTIC TOP **BR** BOOKRACK **BH** BACKPACK HANGER **LH** LEFT-HANDED **CH** CUP HOLDER

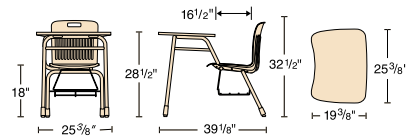


Analogy® Series – Chair Desks with Bowfront Top

Analogy Series chair desks combine a striking upright design and ergonomically contoured seat with a generous FRW™ hard plastic or high-pressure laminate work surface. Models are available with an extra-large (EL) shell to accommodate larger students and adults.

ANC1M

4-leg chair desk with a 19 3/8" x 25 3/8" bowfront shape hard plastic work surface.



OPTIONAL CONFIGURATIONS

- FG** FELT-BASE GLIDES **SG** STEEL-BASE GLIDES **BH** BACKPACK HANGER **LH** LEFT-HANDED
- BR** BOOKRACK **L** LAMINATE TOP **AE** SURE EDGE **M** HARD PLASTIC TOP **EL** EXTRA-LARGE SEAT

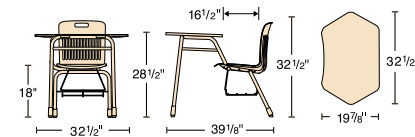


Analogy® Series – Chair Desks with Collaborative Learning Top

Analogy Series chair desks feature an ergonomically contoured seat and a collaborative work surface, ideal for group learning. Work surface is available with high-pressure laminate or FRW hard plastic.

ANC1CT

4-leg chair desk with a 19 7/8" x 32 1/2" collaborative shape high-pressure laminate work surface.



OPTIONAL CONFIGURATIONS

- FG** FELT-BASE GLIDES **SG** STEEL-BASE GLIDES **BH** BACKPACK HANGER **LH** LEFT-HANDED
- BR** BOOKRACK **L** LAMINATE TOP **AE** SURE EDGE **M** HARD PLASTIC TOP **EL** EXTRA-LARGE SEAT **CH** CUP HOLDER

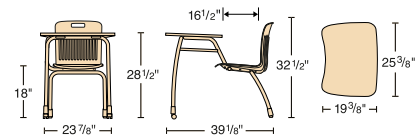


Analogy® Series – Chair Desks with Civitas Frame

Analogy Series chair desks feature an ergonomically contoured seat with our stylish and sophisticated Civitas frame. Models are available with an FRW hard plastic or high-pressure laminate work surface.

CCA1

4-leg chair desk with Civitas frame and a 19 3/8" x 25 3/8" bowfront shape high-pressure laminate work surface.



OPTIONAL CONFIGURATIONS

- FG** FELT-BASE GLIDES **SG** STEEL-BASE GLIDES **BH** BACKPACK HANGER **LH** LEFT-HANDED
- BR** BOOKRACK **L** LAMINATE TOP **AE** SURE EDGE **M** HARD PLASTIC TOP **EL** EXTRA-LARGE SEAT

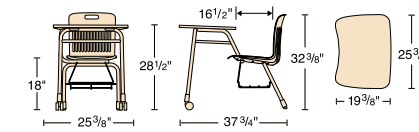


Analogy® Series – Agile Combo Units

Analogy Series agile combo units offer two twin-wheel nylon casters equipped with a "sit-lock" feature for easy mobility, and an FRW™ hard plastic or high-pressure laminate work surface.

ACA1

Agile combo unit with a 19 3/8" x 25 3/8" bowfront shape high-pressure laminate work surface.



OPTIONAL CONFIGURATIONS

- L** LAMINATE TOP **AE** SURE EDGE **M** HARD PLASTIC TOP **BR** BOOKRACK
- BH** BACKPACK HANGER **EL** EXTRA-LARGE SEAT **LH** LEFT-HANDED

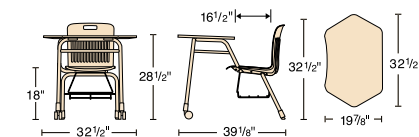


Analogy® Series – Agile Combo Units with Collaborative Learning Top

Analogy Series agile combo units feature two twin-wheel nylon casters equipped with a "sit-lock" feature and a collaborative work surface in FRW hard plastic or high-pressure laminate.

ACA1CT

Agile combo units with a 19 7/8" x 32 1/2" collaborative shape high-pressure laminate work surface.



OPTIONAL CONFIGURATIONS

- L** LAMINATE TOP **AE** SURE EDGE **M** HARD PLASTIC TOP **BR** BOOKRACK
- CH** CUP HOLDER **BH** BACKPACK HANGER **EL** EXTRA-LARGE SEAT **LH** LEFT-HANDED

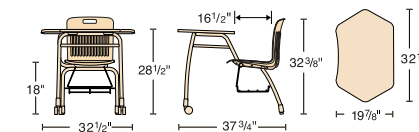


Analogy® Series – Agile Combo Units with Collaborative Top and Civitas Frame

Analogy Series agile combo units are ideal for collaborative learning and flexible classrooms. Models feature our stylish Civitas frame, a high-pressure laminate or FRW hard plastic collaborative shaped work surface, and two twin-wheel nylon casters equipped with a "sit-lock" feature.

ACCA1CTM

Agile combo unit with Civitas frame and a 19 7/8" x 32 1/2" collaborative shape hard plastic work surface.



OPTIONAL CONFIGURATIONS

- L** LAMINATE TOP **AE** SURE EDGE **M** HARD PLASTIC TOP **BR** BOOKRACK
- CH** CUP HOLDER **BH** BACKPACK HANGER **EL** EXTRA-LARGE SEAT **LH** LEFT-HANDED





Analogy® Series – Tablet Arm Chair Desks

Analogy Series tablet arm chair desks come with a fixed or an articulating high-pressure laminate work surface. Chair desks combine a convenient L-shaped work surface with an ergonomically contoured seat; an extra-large shell is available for larger students and adults. Models feature a space-saving 4-leg chair frame, a steel bookrack and are available in right or left-handed configurations.



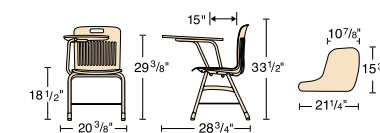
ANTF1

Fixed tablet arm chair desk with a 21¾" x 22¼" x 7¼" high-pressure laminate work surface.



ANT1

Articulating tablet arm chair desk with a 21¼" x 15" x 10½" high-pressure laminate work surface.



OPTIONAL CONFIGURATIONS

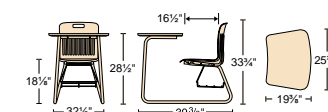
- FG** FELT-BASE GLIDES
- SG** STEEL-BASE GLIDES
- LH** LEFT-HANDED
- BR** BOOKRACK
- L** LAMINATE TOP
- M** HARD PLASTIC TOP
- EL** EXTRA-LARGE SEAT

Analogy® Series – Sled-Based Combo Units with Bowfront Top

Analogy Series sled-based combo units feature an ergonomically contoured extra-large seat and a spacious FRW™ hard plastic or high-pressure laminate work surface. Combo units offer a dual-entry design for right and left-handed students.

ANSEL3M

Sled-based chair desk with a 19¾" x 25¾" bowfront shape hard plastic work surface and extra-large seat.



OPTIONAL CONFIGURATIONS

- BH** BACKPACK HANGER
- BR** BOOKRACK
- L** LAMINATE TOP
- AE** SURE EDGE
- M** HARD PLASTIC TOP

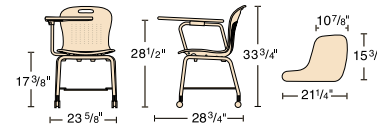


Sage™ Contract Series – Tablet Arm Chair Desks

Sage Contract Series tablet arm chair desks, designed for sophisticated higher learning environments, combine an articulating L-shaped high-pressure laminate work surface with an elegant padded or unpadded seat. Optional configurations also include a wire bookrack and four twin-wheel casters.

SCTBRPC

Articulating tablet arm chair desk with a 21¼" x 15" x 10⅞" high-pressure laminate work surface.



OPTIONAL CONFIGURATIONS

- BR** BOOKRACK
- P** PADDED UPHOLSTERED SEAT
- LH** LEFT-HANDED
- C** SOFT CASTERS

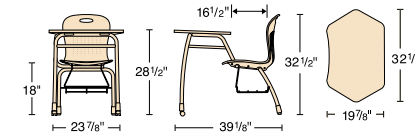


Sage™ Series – Agile Combo Units with Collaborative Top and Civitas Frame

Sage Series agile combo units are ideal for group learning and flexible work spaces. Models feature our stylish Civitas frame, a high-pressure laminate or FRW™ hard plastic collaborative shaped work surface, and two twin-wheel nylon casters equipped with a "sit-lock" feature.

ACCS1CT

Agile combo units with Civitas frame and a 19⅞" x 32½" collaborative shape high-pressure laminate work surface.



OPTIONAL CONFIGURATIONS

- L** LAMINATE TOP
- AE** SURE EDGE
- M** HARD PLASTIC TOP
- BR** BOOKRACK
- BH** BACKPACK HANGER
- CH** CUP HOLDER
- LH** LEFT-HANDED

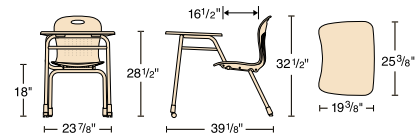


Sage™ Series – Agile Combo Units

Sage Series agile combo units offer two twin-wheel nylon casters, equipped with a "sit-lock" feature, and an FRW hard plastic or high-pressure laminate work surface.

ACS3M

Agile combo units with a 19⅞" x 25⅝" bowfront shape FRW hard plastic work surface.



OPTIONAL CONFIGURATIONS

- L** LAMINATE TOP
- AE** SURE EDGE
- M** HARD PLASTIC TOP
- BR** BOOKRACK
- BH** BACKPACK HANGER
- LH** LEFT-HANDED

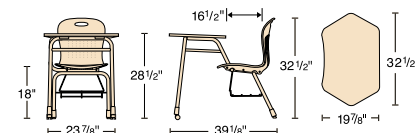


Sage™ Series – Agile Combo Units with Collaborative Learning Top

Sage Series agile combo units feature two twin-wheel nylon casters equipped with a "sit-lock" feature and a collaborative work surface in FRW hard plastic or high-pressure laminate.

ACS1CT

Agile combo units with a 19⅞" x 32½" collaborative shape high-pressure laminate work surface.



OPTIONAL CONFIGURATIONS

- L** LAMINATE TOP
- AE** SURE EDGE
- M** HARD PLASTIC TOP
- BR** BOOKRACK
- BH** BACKPACK HANGER
- CH** CUP HOLDER
- LH** LEFT-HANDED

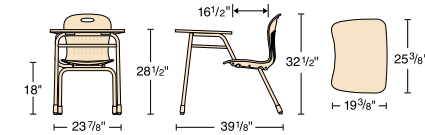


Sage™ Series – Chair Desks with Bowfront Top

Sage Series chair desks combine an ergonomically contoured seat with a spacious FRW™ hard plastic work surface.

SGCONBRM

4-leg chair desk with a 19 3/8" x 25 3/8" bowfront shape hard plastic work surface.



OPTIONAL CONFIGURATIONS

- FG** FELT-BASE GLIDES
- SG** STEEL-BASE GLIDES
- BR** BOOKRACK
- BH** BACKPACK HANGER
- LH** LEFT-HANDED

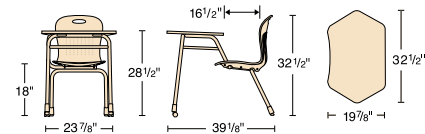


Sage™ Series – Chair Desks with Collaborative Learning Top

Sage Series chair desks feature an ergonomically contoured seat and a collaborative work surface, ideal for group learning. Work surface is available with high-pressure laminate or FRW hard plastic.

SGC1CT

4-leg chair desk with a 19 7/8" x 32 1/2" collaborative shape high-pressure laminate work surface.



OPTIONAL CONFIGURATIONS

- FG** FELT-BASE GLIDES
- SG** STEEL-BASE GLIDES
- L** LAMINATE TOP
- AE** SURE EDGE
- M** HARD PLASTIC TOP
- BR** BOOKRACK
- BH** BACKPACK HANGER
- CH** CUP HOLDER
- LH** LEFT-HANDED

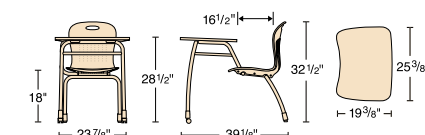


Sage™ Series – Chair Desks with Civitas Frame

Sage Series chair desks feature an ergonomically contoured seat with our stylish and sophisticated Civitas frame. Models are available with an FRW hard plastic or high-pressure laminate work surface.

CCSG1

4-leg chair desk with Civitas frame and a 19 3/8" x 25 3/8" bowfront shape high-pressure laminate work surface.



OPTIONAL CONFIGURATIONS

- FG** FELT-BASE GLIDES
- SG** STEEL-BASE GLIDES
- L** LAMINATE TOP
- AE** SURE EDGE
- M** HARD PLASTIC TOP
- BR** BOOKRACK
- BH** BACKPACK HANGER
- LH** LEFT-HANDED

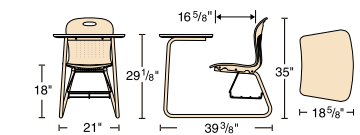


Sage™ Series – Sled-Based Combo Units with Bowfront Top

Sage Series sled-based combo units feature an ergonomically contoured seat and a spacious FRW™ hard plastic work surface. Combo units offer a sturdy, dual-entry design for right and left-handed students.

SGSLEDBRM

Sled-based chair desk with an 18 5/8" x 25" bowfront shape hard plastic work surface.



OPTIONAL CONFIGURATIONS

- L** LAMINATE TOP
- AE** SURE EDGE
- M** HARD PLASTIC TOP
- BR** BOOKRACK
- BH** BACKPACK HANGER
- P** PADDED UPHOLSTERED SEAT



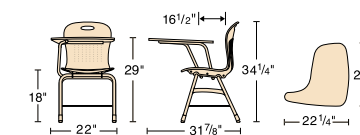
Sage™ Series – Tablet Arm Chair Desks

Sage Series tablet arm chair desks include a fixed or an articulating L-shaped high-pressure laminate work surface with an ergonomically contoured seat. Models feature a space-saving 4-leg chair frame, a steel bookrack and are available in right or left-handed configurations.



SG418TAFBR

Fixed tablet arm chair desk with a 21 3/4" x 22 1/4" x 7 1/4" high-pressure laminate work surface.

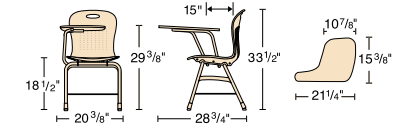


OPTIONAL CONFIGURATIONS

- FG** FELT-BASE GLIDES
- SG** STEEL-BASE GLIDES
- BR** BOOKRACK
- P** PADDED UPHOLSTERED SEAT
- LH** LEFT-HANDED

SG418TABR

Articulating tablet arm chair desk with a 21 1/4" x 15" x 10 5/8" high-pressure laminate work surface.





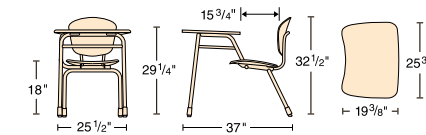


Civitas® Series – Chair Desks

Civitas Series chair desks feature spacious high-pressure laminate or FRW™ hard plastic work surfaces. Elegantly arched front and rear legs define the Civitas style, while a sculpted plywood seat and back deliver a sleek, contemporary look.

CCW3

4-leg chair desk with a 19³/₈" x 25³/₈" bowfront shape high-pressure laminate work surface.



OPTIONAL CONFIGURATIONS

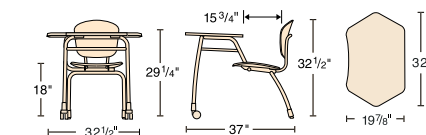
- FG** FELT-BASE GLIDES **SG** STEEL-BASE GLIDES **M** HARD PLASTIC TOP
- L** LAMINATE TOP **LH** LEFT-HANDED **BR** BOOKRACK **BH** BACKPACK HANGER

Civitas® Series – Agile Combo Units with Collaborative Learning Top

Civitas Series agile combo units offer two twin-wheel nylon casters equipped with a "sit-lock" feature, and a collaborative shaped high-pressure laminate or FRW hard plastic work surface. Models feature a sleek arched-leg frame, delivering style and convenience to classroom environments.

ACCW3CT

4-leg chair desk with a 19⁷/₈" x 32¹/₂" collaborative shape high-pressure laminate work surface.



OPTIONAL CONFIGURATIONS

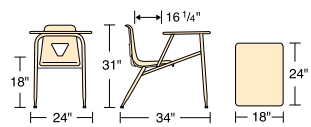
- M** HARD PLASTIC TOP **L** LAMINATE TOP **LH** LEFT-HANDED **BR** BOOKRACK **BH** BACKPACK HANGER **CH** CUP HOLDER

2000 Series – Chair Desks and Tablet Arm Chair Desks

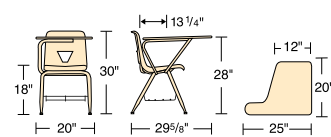
2000 Series chair desks are offered in a variety of styles, including a classic 4-leg combo unit and a space-efficient tablet arm design. Chair desks feature a high-pressure laminate work surface and are available with an extra-large shell to accommodate larger students and adults.



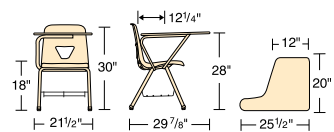
2400NBR
4-leg chair desk with an 18" x 24" rectangle shape high-pressure laminate work surface.



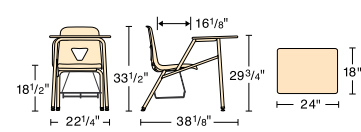
2700BR
Fixed tablet arm chair desk with a 12" x 20" x 25" high-pressure laminate work surface.



2700ELBR
Fixed tablet arm chair desk with a 12" x 20" x 25" high-pressure laminate work surface and extra-large seat.



2400ELBR
4-leg chair desk with an 18" x 24" rectangle shape high-pressure laminate work surface and extra-large seat.



OPTIONAL CONFIGURATIONS

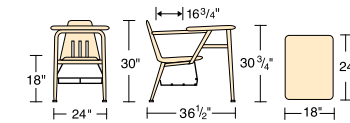
- FG** FELT-BASE GLIDES **SG** STEEL-BASE GLIDES **BR** BOOKRACK **M** HARD PLASTIC TOP **L** LAMINATE TOP **PL** PLYWOOD TOP
- AE** SURE EDGE **EL** EXTRA-LARGE SEAT

9000 Series – Chair Desks and Tablet Arm Chair Desks

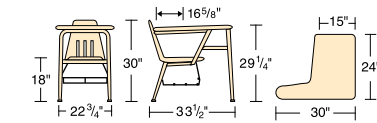
9000 Series chair desks combine Virco's iconic original, ergonomically contoured and vented soft plastic seat with a durable high-pressure laminate work surface. Configurations include a traditional 4-leg chair desk and a compact L-shaped fixed tablet arm chair desk.



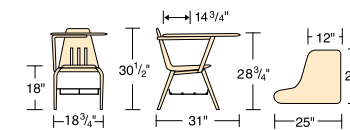
9400BR
4-leg chair desk with an 18" x 24" rectangle shape high-pressure laminate work surface.



9400LABR
4-leg chair desk with a 15" x 24" x 30" high-pressure laminate work surface.



9700BR
Fixed tablet arm chair desk with a 20" x 25 1/2" x 12" high-pressure laminate work surface.



OPTIONAL CONFIGURATIONS

- FG** FELT-BASE GLIDES **SG** STEEL-BASE GLIDES **BR** BOOKRACK **M** HARD PLASTIC TOP **L** LAMINATE TOP **PL** PLYWOOD TOP
- AE** SURE EDGE

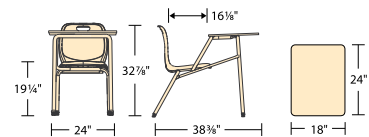


N2 Series – Chair Desks and Tablet Arm Chair Desks

N2 Series chair desks, offered as a 4-leg model or a compact fixed tablet arm model, come with or without bookracks and are available with several sized high-pressure laminate work surfaces. Two sets of contoured, flexible ribs allow ergonomic movement in the chair, for exceptional comfort and support. Extra-large models are available for larger students and adults.



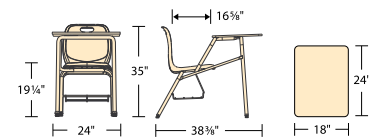
N240NBR
4-leg chair desk with an 18" x 24" rectangle shape high-pressure laminate work surface.



N270BR
Fixed tablet arm chair desk with a 12" x 20" x 25" high-pressure laminate work surface.



N240ELBRM
4-leg chair desk with an 18" x 24" rectangle shape FRW hard plastic work surface, extra large seat and wire bookrack.



N270ELBRM
Fixed tablet arm chair desk with a 12" x 20" x 25" FRW hard plastic work surface, extra large seat and wire bookrack.



OPTIONAL CONFIGURATIONS

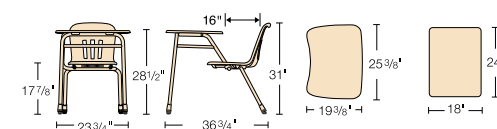
- FG** FELT-BASE GLIDES
- SG** STEEL-BASE GLIDES
- BR** BOOKRACK
- M** HARD PLASTIC TOP
- PL** PLYWOOD TOP
- EL** EXTRA-LARGE SEAT

Metaphor® Series – Chair Desks and Tablet Arm Chair Desks

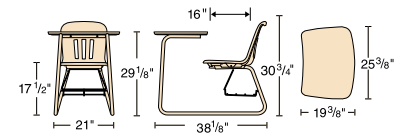
Metaphor Series chair desks are offered in a variety of stylings, including a classic 4-leg combo unit, a space-efficient tablet arm design, and a dual-entry sled-based chair desk. Chair desks feature a high-pressure laminate work surface and an updated three-hole backrest, which provides exceptional ventilation and comfort.



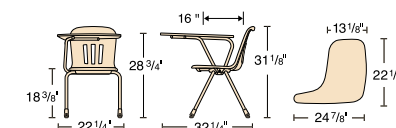
N9CONBR
4-leg chair desk with a 19 3/8" x 25 3/8" bowfront shape high-pressure laminate work surface. Also available with an 18" x 24" work surface.



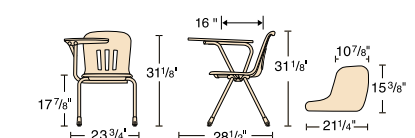
N9SLEDBR
Sled-based chair desk with a 19 3/8" x 25 3/8" bowfront shape high-pressure laminate work surface.



N918TAF
Fixed tablet arm chair desk with a 21 3/4" x 22 1/4" x 7 1/4" high-pressure laminate work surface.



N918TA
Articulating tablet arm chair desk with a 21 1/4" x 15 3/8" high-pressure laminate work surface.



Model N918TA stacks 5-high

OPTIONAL CONFIGURATIONS

- FG** FELT-BASE GLIDES
- SG** STEEL-BASE GLIDES
- L** LAMINATE TOP
- AE** SURE EDGE
- M** HARD PLASTIC TOP
- BR** BOOKRACK
- BH** BACKPACK HANGER
- LH** LEFT-HANDED

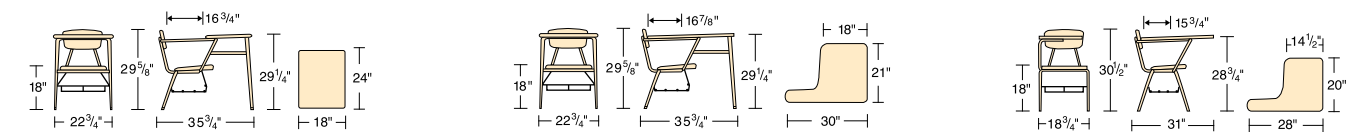


3000 Series – Chair Desks and Tablet Arm Chair Desks

3000 Series chair desks are available in various configurations and feature scratch and fade resistant hard plastic seats and backrests with either a high-pressure laminate or FRW™ hard plastic work surface. Classic 4-leg models come with or without an under-seat bookrack for storage and convenience.



3400BRM 4-leg chair desk with an 18" x 24" rectangle shape hard plastic work surface.
3400LABRM 4-leg chair desk with an 18" x 21" x 30" hard plastic work surface.
3700BRM Fixed tablet arm chair desk with a 14½" x 20" x 28" hard plastic work surface.



OPTIONAL CONFIGURATIONS

- FG** FELT-BASE GLIDES
- SG** STEEL-BASE GLIDES
- BR** BOOKRACK
- BH** BACKPACK HANGER
- M** HARD PLASTIC TOP
- L** LAMINATE TOP
- AE** SURE EDGE



Telos® Series – Chair Desks

Telos Series 4-leg chair desks feature a contoured, hard plastic seat and back, providing long-lasting performance and durability. Models are available with an FRW™ hard plastic work surface and come with or without an under-seat steel bookrack.



N3CONBRM 4-leg chair desk with a 19⅞" x 25⅜" bowfront shape hard plastic work surface.
N3CORBRM 4-leg chair desk with an 18" x 24" rectangle shape hard plastic work surface.



OPTIONAL CONFIGURATIONS

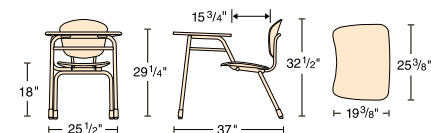
- FG** FELT-BASE GLIDES
- SG** STEEL-BASE GLIDES
- BH** BACKPACK HANGER
- BR** BOOKRACK

ZUMAFrd™ Series – Chair Desks

ZUMAFrd Series 4-leg chair desk features seat, back and a spacious work surface made from Virco's exclusive FRW hard plastic that provides added levels of sustainability for a classroom environment. Models are available with or without a steel bookrack.



ZFRDCONBRM 4-leg chair desk with a 19⅞" x 25⅜" bowfront shape hard plastic work surface.



OPTIONAL CONFIGURATIONS

- FG** FELT-BASE GLIDES
- SG** STEEL-BASE GLIDES
- BR** BOOKRACK

DESKS

Virco classroom desks help educators make the most of their learning spaces. For today's diverse teaching methods, we offer desks that support solo learning as well as collaboration, combining in groups for easy discussion and exchange of ideas. Sturdy, ergonomic designs can be customized with book boxes, backpack hangers, bookracks and more, and many models are height-adjustable and mobile too. Teacher's desks with a variety of options further support classroom layouts. And in office and administrative settings, Virco desks provide seamless transition from one task to the next to meet a range of organizational needs.

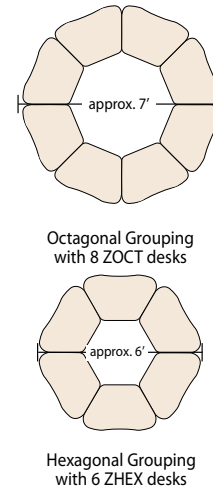


ZUMA® Series – Fixed-Height Desks

ZUMA desks offer playful style and durable construction. The ZUMA Series 4-leg fixed-height desks feature a 30" top height and an FRW™ hard plastic work surface, which includes a pencil groove.



Z202630M 30" fixed-height with a 20" x 26½" rectangle shape hard plastic work surface.
Z203130M 30" fixed-height with a 22¾" x 31½" bowfront shape hard plastic work surface (Z203130BOXM shown).
ZHEX30M 30" fixed-height with a 21½" x 33" collaborative shape hard plastic work surface (ZHEX30BOXM shown).
ZOCT30M 30" fixed-height with a 21½" x 30¾" collaborative shape hard plastic work surface (ZOCT30BRM shown).



OPTIONS **BH** BACKPACK HANGER **BRT** WIRE BOOK BASKET W/ PAPER/PENCIL TRAY **BOX** PLASTIC BOOK BOX **TT** TOTE TRAY **BR** WIRE BOOK BASKET

Desks are available with a backpack hanger, wire book basket with paper/pencil tray, plastic book box, wire book basket and tote tray (tote tray not available with Z2026 models).

ZUMA® Series – Adjustable-Height Desks

ZUMA Series adjustable-height student desks provide solutions to a variety of classroom environments, from traditional rows to collaborative learning. Desks feature FRW hard plastic work surfaces and an adjustable-height range of 22" to 34".



ZADJ2026M 22"-34" adjustable-height with a 20" x 26½" rectangle shape hard plastic work surface.
ZADJ2031M 22"-34" adjustable-height with a 22¾" x 31½" bowfront shape hard plastic work surface (ZADJ2031BOXM shown).
ZHEXM 22"-34" adjustable-height with a 21½" x 33" collaborative shape hard plastic work surface (ZHEXBRTM shown).
ZOCTM 22"-34" adjustable-height with a 21½" x 30¾" collaborative shape hard plastic work surface.
ZBOOMM 22"-34" adjustable-height with a 28" x 28" boomerang shape hard plastic work surface (ZBOOMBRM shown).



OPTIONS **BH** BACKPACK HANGER **BRT** WIRE BOOK BASKET W/ PAPER/PENCIL TRAY **BOX** PLASTIC BOOK BOX **BR** WIRE BOOK BASKET **C2** CASTERS **BB** PLASTIC BOOK BOX **C** CASTERS **TT** TOTE TRAY **G** GANG BRACKETS

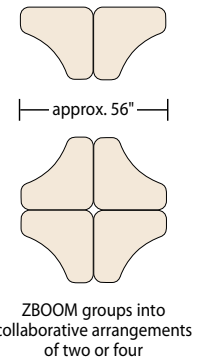
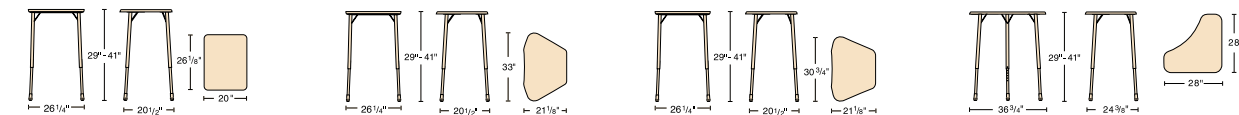
Desks are available with a backpack hanger, wire book basket with paper/pencil tray, plastic book box, wire book basket, and tote tray (tote tray not available with Z2026 models). ZADJ2026M, ZHEXM and ZOCTM are available with two front leg casters (C2). ZBOOMM is available with a backpack hanger, wire book basket with paper/pencil tray, plastic book box (BB), wire book basket, gang brackets, tote tray and casters (a single caster is available only for the desk's middle leg).

ZUMA® Series – Stand-Up Height Desks

The ZUMA Series adjustable stand-up height student desks come with FRW™ hard plastic tops and an adjustable height range of 29" to 41" for flexible learning spaces.



Z2026SUM 29"-41" adjustable-height with a 20" x 26½" rectangle shape hard plastic work surface.
ZHEXSUM 29"-41" adjustable-height with a 21½" x 33" collaborative shape hard plastic work surface.
ZOCTSUM 29"-41" adjustable-height with a 21½" x 30¾" collaborative shape hard plastic work surface.
ZBOOMSUM 29"-41" adjustable-height with a 28" x 28" boomerang shape hard plastic work surface (ZBOOMSULBBBBHM shown).



OPTIONS **BH** BACKPACK HANGER **BRT** WIRE BOOK BASKET W/ PAPER/PENCIL TRAY **BOX** PLASTIC BOOK BOX **BR** WIRE BOOK BASKET **BB** PLASTIC BOOK BOX **TT** TOTE TRAY **G** GANG BRACKETS **LB** LEG BRACE

Desks are available with a backpack hanger, wire book basket with paper/pencil tray, plastic book box, wire book basket and tote tray (tote tray not available with Z2026 models). ZBOOMSUM is available with a backpack hanger, wire book basket with paper/pencil tray, plastic book box (BB), wire book basket, gang brackets, tote tray, and stand-up leg brace.

ZUMA® Series – Slide Desk

ZUMA Series Slide Desks support flexible learning environments by quickly adapting from individual use to group learning styles. Desks feature a 30" fixed-height or 22" to 34" adjustable-height with a 22" x 32" slide-shaped high-pressure laminate work surface.



ZSLADJ 22¾"-34¾" adjustable-height desk with a 22" x 32" Slide shape high-pressure laminate work surface (ZSLADJBHH Shown).
ZSL30 22¾"-34¾" adjustable-height desk with a 22" x 32" Slide shape high-pressure laminate work surface (ZSL30BH Shown).



OPTIONS **BRT** WIRE BOOK BASKET W/ PAPER/PENCIL TRAY **BH** BACKPACK HANGER **BOX** PLASTIC BOOK BOX **TT** TOTE TRAY **BR** WIRE BOOK BASKET **C** CASTERS


Desks are available with a backpack hanger, wire book basket with paper/pencil tray, plastic book box, tote tray and wire book basket. Two casters available on legs opposite user side only; only available with adjustable-height BOX, BR and BRT models.

ZUMA® Series – Wheelchair Height Desks

The ZUMA Series wheelchair-accessible student desks provide 30" minimum width and 19" minimum depth of unobstructed clearance. Top surfaces are available with a high-pressure laminate.



ZBOOMW 22¾"-34¾" adjustable-height with a 33" x 33" boomerang shape high-pressure laminate work surface.
ZDESK29W 29¾" fixed-height with a 23" x 35" bowfront shape high-pressure laminate work surface.



OPTIONS **G** GANG BRACKETS **PLT2** PLYWOOD TOP **C** CASTERS

ZBOOMW is available with gang brackets, plywood laminate top with a 1" reveal level up edge profile, and casters. Options are not available with ZDESK29W.

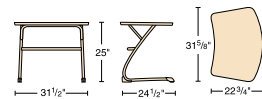
ZUMA® Series – Cantilever Desks

ZUMA Series cantilever desks combine an open-sided design for easy access with a generous bowfront top that comfortably holds a laptop and textbook. Models feature FRW™ hard plastic work surfaces and are available with a choice of 25", 27", or 29" fixed-heights for a variety of applications in multiple grade levels.



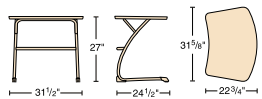
ZDESK25M

25" fixed-height with a 22¾" x 31½" bowfront shape hard plastic work surface.



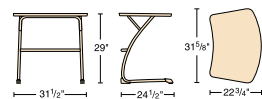
ZDESK27M

27" fixed-height with a 22¾" x 31½" bowfront shape hard plastic work surface.



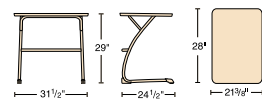
ZDESK29M

29" fixed-height with a 22¾" x 31½" bowfront shape hard plastic work surface (ZDESK29BOXM shown).



ZDESK29QM

29" fixed-height with a 28" x 21¾" rectangle shape hard plastic work surface.



OPTIONS

BH BACKPACK HANGER **BRT** WIRE BOOK BASKET W/ PAPER/PENCIL TRAY **BOX** PLASTIC BOOK BOX **TT** TOTE TRAY **BR** WIRE BOOK BASKET

Desks are available with a backpack hanger, wire book basket with paper/pencil tray, plastic book box, tote tray and a wire book basket. Backpack hanger not available with ZDESK29QM.

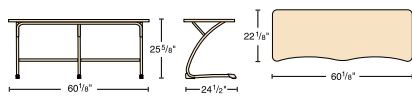
ZUMA® Series – Cantilever Two-Student Desks

Two-student ZUMA Series cantilever desks feature contoured inner edge profiles that help define the work space of each student. Models are available with a spacious 22½" x 60½" high-pressure laminate work surface and give you a choice of 25", 27", and 29" fixed top heights.



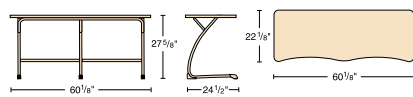
ZDESK226025

25½" fixed-height with a 22½" x 60½" high-pressure laminate work surface (ZDESK226025BR shown).



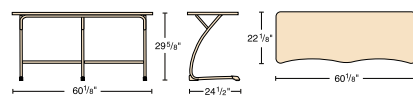
ZDESK226027

27½" fixed-height with a 22½" x 60½" high-pressure laminate work surface (ZDESK226027BOXBH shown).



ZDESK226029

29½" fixed-height with a 22½" x 60½" high-pressure laminate work surface.



OPTIONS

BH BACKPACK HANGER **BRT** WIRE BOOK BASKET W/ PAPER/PENCIL TRAY **BOX** PLASTIC BOOK BOX **TT** TOTE TRAY **BR** WIRE BOOK BASKET

Desks are available with a backpack hanger, wire book basket with paper/pencil tray, plastic book box, tote tray and a wire book basket.

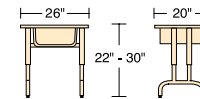
7900 Series – Student Desks

7900 Series desks feature a heavy-duty pedestal design and an FRW hard plastic top or high-pressure laminate work surface. Desks have an open-front plastic book box and a height range of 22" to 30".



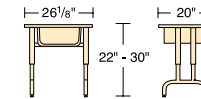
792026BB

22"-30" adjustable-height with a 20" x 26" high-pressure laminate work surface.



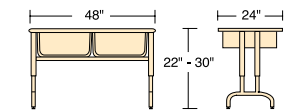
792026BBM

22"-30" adjustable-height with a 20" x 26" hard plastic work surface.



792448BB

22"-30" adjustable-height two-student desk with 24" x 48" high-pressure laminate work surface.



OPTIONS:

M HARD PLASTIC TOP

792448BB is not available with hard plastic top.

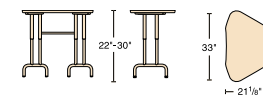
7900 Series – Student Desks for Collaborative Learning

7900 Series desks for collaborative learning combine our durable pedestal-leg design with an FRW hard plastic top in two collaborative shapes, which can be grouped into collaborative arrangements of four to eight. Desks have an adjustable-height range of 22" to 30".



79HEXM

22"-30" adjustable-height with a 21½" x 33" hard plastic work surface.



79OCTM

22"-30" adjustable-height with a 21½" x 30¾" hard plastic work surface (79OCTBBBHM shown).



OPTIONS

BH BACKPACK HANGER **BB** PLASTIC BOOK BOX

Desks are available with a backpack hanger and plastic book box.

785 Series – Open-Front Student Desk with Metal Book Box

785 Series student desks feature an adjustable height range of 23" to 31" and an 18" x 24" FRW™ hard plastic or high-pressure laminate work surface. Metal book boxes measure 21½"W x 15"D x 4¾"H.

OPTIONS

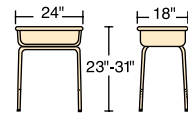
- M** HARD PLASTIC TOP
- PL** PLYWOOD TOP
- AE** SURE EDGE
- CHRM** ALL-CHROME LEGS

Desks are available with hard plastic top and plywood top. Sure Edge finish is only available with a laminate top.



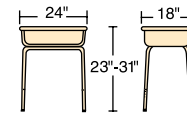
785MBB

23"-31" adjustable-height with an 18" x 24" high-pressure laminate work surface.



785MBBM

23"-31" adjustable-height with an 18" x 24" hard plastic work surface.



785 Series – Open-Front Student Desk with Plastic Book Box

785 Series student desks combine an 18" x 24" FRW hard plastic or high-pressure laminate work surface with an open-front plastic book box. Top height adjusts from 23" to 31" and the spacious book box measures 21"W x 16"D x 4¼"H.

OPTIONS

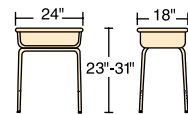
- M** HARD PLASTIC TOP
- PL** PLYWOOD TOP
- AE** SURE EDGE
- CHRM** ALL-CHROME LEGS

Desks are available with hard plastic top and plywood top. Sure Edge finish is only available with a laminate top.



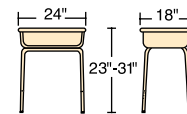
785M

23"-31" adjustable-height with an 18" x 24" hard plastic work surface.



785

23"-31" adjustable-height with an 18" x 24" high-pressure laminate work surface.



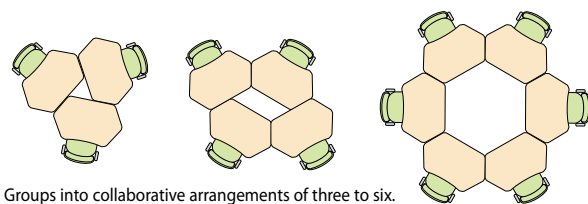
785 Series – Collaborative Top Student Desks

785 Series collaborative student desks feature a high-pressure laminate or FRW hard plastic work surface and an adjustable-height range of 23" to 31". Desks include either a plastic book box measuring 21"W x 16"D x 4¼"H, or a metal book box measuring 21½"W x 15"D x 4¾"H.

OPTIONS

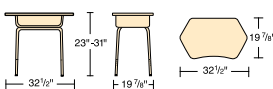
- BH** BACKPACK HANGER
- M** HARD PLASTIC TOP

Desks are available with a backpack hanger and hard plastic top.



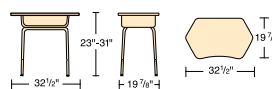
785CT

23"-31" adjustable-height with a 19⅞" x 32½" high-pressure laminate work surface and plastic book box.



785MBBCT

23"-31" adjustable-height with a 19⅞" x 32½" high-pressure laminate work surface and metal book box.



751 Series – Lift-Lid Student Desks

751 Series desks feature dual closing devices and sturdy steel hinges for a quiet, reliable performance. Models are available with an 18" x 24" work surface in FRW hard plastic top or a high-pressure laminate and have an adjustable-height range of 23" to 31". Metal book box dimensions are 23½"W x 17⅞"D x 5"H.

OPTIONS

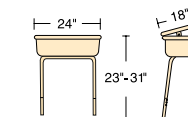
- M** HARD PLASTIC TOP
- PL** PLYWOOD TOP
- AE** SURE EDGE

Desks are available with a hard plastic top and plywood top. Sure Edge finish is only available with a laminate top.



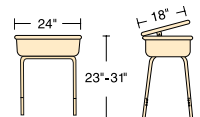
751MBBM

23"-31" adjustable-height with an 18" x 24" hard plastic work surface.



751MBB

23"-31" adjustable-height with an 18" x 24" high-pressure laminate work surface.







Sigma® Series – Student Desks

Sigma Series student desks feature an open-sided, cantilevered design, providing a space-efficient choice for any classroom. Choose from a selection of 25", 27" or 30" fixed-heights or an adjustable-height range of 22" to 31". Select desks are available in high-pressure laminate or FRW™ hard plastic work surface.

FIXED HEIGHT			ADJ HEIGHT		
18" x 24" Tops	20" x 26" Tops	18 3/4" x 24 5/8" Tops	28 x 21 3/8" Top	31 1/2" x 22 3/4" Top	
MODEL	FIXED	MODEL	FIXED	MODEL	ADJ
73025	25"	73325	25"	73525	25"
73027	27"	73327	27"	73527	27"
73030	30"	73330	30"	73530	30"
				73QADJM	22"- 31"
				73ADJM	22"- 31"

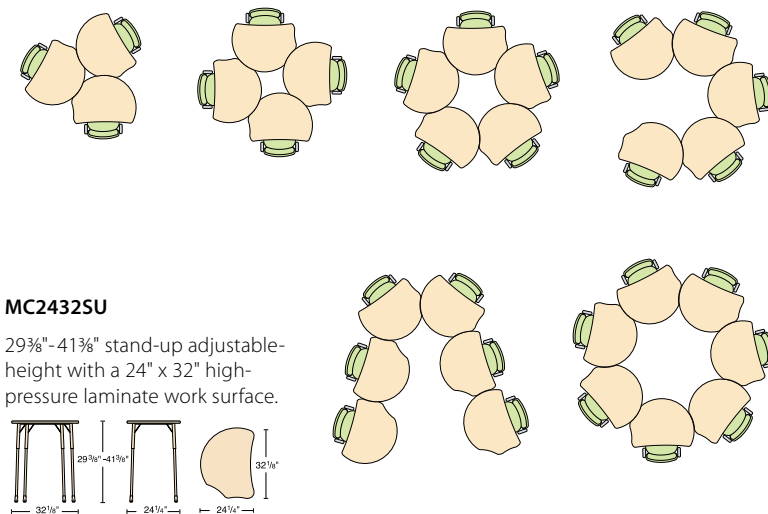
OPTIONS

BH BACKPACK HANGER **M** HARD PLASTIC TOP **PL** PLYWOOD TOP **BR** WIRE BOOK BASKET **AE** SURE EDGE **BB** PLASTIC BOOK BOX

Desks are available with a backpack hanger, hard plastic top, plywood top, and a wire book basket. Sure Edge finish is only available with a laminate top. 73ADJM is available with a backpack hanger, plastic book box, wire book basket, and a 28" x 21 3/8" hard plastic top (model 73QADJM).

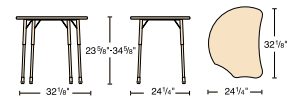
Molecule Series – Student Desks

Molecule Series unique shaped 24" x 32" collaborative work surfaces allow for single-student use or groupings of multiple desks in various arrangements. Desks come with a high-pressure laminate work surface and an adjustable-height range of 24 1/4" to 32 1/8" or stand-up adjustable-height of 29 3/8" to 41 3/8".



MC2432

24 1/4"-32 1/8" adjustable-height with a 24" x 32" high-pressure laminate work surface (MC2432TTC shown).



MC2432SU

29 3/8"-41 3/8" stand-up adjustable-height with a 24" x 32" high-pressure laminate work surface.



OPTIONS

BH BACKPACK HANGER **BB** PLASTIC BOOK BOX **BR** BOOKRACK **TT** TOTE TRAY **BRT** WIRE BOOK BASKET W/ PAPER/PENCIL TRAY **C** CASTERS

Desks are available with a backpack hanger, bookrack, plastic book box, tote tray, wire book basket with paper/pencil tray and casters. (casters not available with MC2432SU).

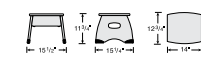
Metonymy® Series

Metonymy is an innovative three-piece set consisting of a compact desk, padded bench, and step stool that neatly nest together within the confines of the 24" x 20" x 30" desk. The desk features a high-pressure laminate work surface and a metal book. An upholstered padded bench is equipped with a steel upper frame, combining comfort and strength. A multi-purpose slip-resistant step stool can be used as a footrest or bookstand, then placed atop the desk to transform the workstation into a podium or standing desk.



METS12

12" high step stool.



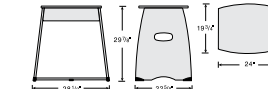
METB18

18" high bench.



METD30

30" fixed-height desk with a 19 3/4" x 24" high pressure laminate work surface.



MET

Set includes: 12" high step stool, 18" high bench and 30" fixed-height desk.

COLORS

Black, Grey, Navy, Fusion Maple, Carmel Sagawood, Looks Likatre, Asian Sand

TEXT® Series – Student Desks

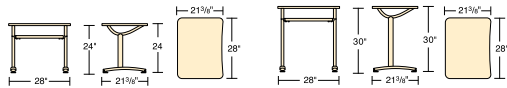
TEXT Series desks, designed by the award-winning team of Peter Glass and Bob Mills, feature elliptical legs, swooping yokes and arched feet. Single-student models are available with FRW™ hard plastic work surfaces in fixed or adjustable-height configurations. Two-student desks are available with a high-pressure laminate work surface and an adjustable-height range of 26" to 34".

Fixed-Height Models



TD2128Y24M
24 3/8" fixed-height with a 21 3/8" x 28" hard plastic work surface (TD2128Y24BHM shown).

TD2128Y30M
30" fixed-height with a 21 3/8" x 28" hard plastic work surface (TD2128Y30BRTM shown).



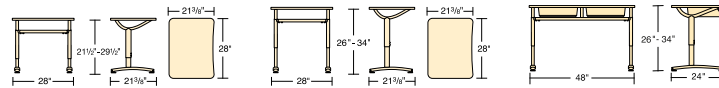
Adjustable-Height Models



TD2128YLOM
21 1/2"-29 1/2" adjustable with a 21 3/8" x 28" hard plastic work surface. (TD2128YLOM shown).

TD2128YADJM
26"-34" adjustable with a 21 3/8" x 28" hard plastic work surface (TD2128YADJBBM shown).

TD24488YADJ
26"-34" adjustable-height with a 24" x 48" high-pressure laminate work surface (TD24488YADJBB shown).



OPTIONS

- BH** BACKPACK HANGER **BRT** WIRE BOOK BASKET W/ PAPER/PENCIL TRAY **BB** PLASTIC BOOK BOX **TT** TOTE TRAY **BR** WIRE BOOK BASKET
- C** CASTERS

Desks are available with a backpack hanger, wire book basket with paper/pencil tray, plastic book box, tote tray and wire book basket. Casters only available with TD2128Y30M and TD2128YLOM. TD24488YADJ is available with two plastic book boxes, two wire book baskets, and two wire book basket with paper/pencil trays.

TEXT® Series – Help Desks

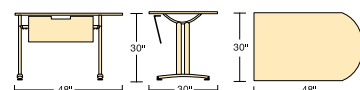
TEXT Series Help Desks combine style, durability and performance, providing great teacher and student work stations. Models are available in high-pressure laminate work surfaces with an adjustable-height range of 26" to 34" or a fixed-height of 30".



Fixed Height

30" fixed-height with a high-pressure laminate work surface (THD30488D30 shown).

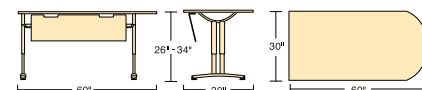
MODEL	TOP SIZE
THD30488D30	48"W x 30"D x 30"H
THD30608D30	60"W x 30"D x 30"H



Adjustable Height

26"-34" adjustable-height with a high-pressure laminate work surface (THD30608DADJ shown).

MODEL	TOP SIZE
THD30488DADJ	48"W x 30"D x 26"-34"H
THD30608DADJ	60"W x 30"D x 26"-34"H



OPTIONAL ACCESSORIES

KEYBOARD MOUSE TRAYS, NACR, WIRE MANAGEMENT, WIRE CHASE, PENCIL DRAWERS, CPU HOLDER, MODESTY PANELS, AND POWER DATA.

For information on accessories see pages 113 and 143.



5000 Series – Shaped Student Desks

5000 Series desks feature a high-pressure laminate work surface and 2 thick profile leg options; a 24" to 32" adjustable-height leg or a 30" fixed-height leg. Both desks come in shapes that can be set for single student learning or arranged in collaborative learning groups. Triangle shape desks have a 33 1/8" x 29 1/4" work surface. Slide shape desks feature a 22" x 32" work surface.

OPTIONS

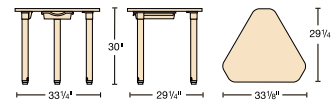
- BH** BACKPACK HANGER **BR** BOOKRACK
- BB** PLASTIC BOOK BOX **TT** TOTE TRAY
- AE** SURE EDGE **ADJ** ADJUSTABLE LEGS

Desks are available with a backpack hanger, wire book basket with paper/pencil tray, plastic book box, tote tray and wire book basket, Sure Edge finish and adjustable-height legs.



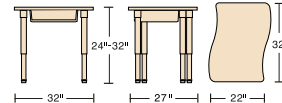
50TRI30

30" fixed-height with a high-pressure laminate work surface (50TRI30BHBB shown).



50SL30

24"-32" adjustable-height with a high-pressure laminate work surface (50SL30ADJBB shown).



Tetra™ Series – Student Desks

Tetra Series student desks offer a 21" x 28" work surface in FRW™ hard plastic or high-pressure laminate. Models are available with an adjustable-height range of 26" to 34" or a fixed-height of 30".

OPTIONS

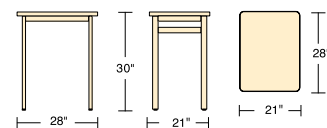
- BH** BACKPACK HANGER **BB** PLASTIC BOOK BOX
- BRT** WIRE BOOK BASKET W/ PAPER/PENCIL TRAY
- BR** WIRE BOOK BASKET **M** HARD PLASTIC TOP
- C** CASTERS

Desks are available with a backpack hanger, wire book basket with paper/pencil tray, wire book basket, plastic book box, tote tray and casters. Casters are available for adjustable-height desks only.



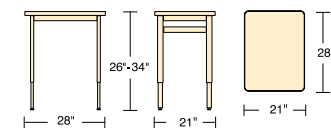
TR212830

30" fixed-height with a 21" x 28" high-pressure laminate work surface (TR212830BOX shown).



TR2128ADJ

26"-34" adjustable-height with a 21" x 28" high-pressure laminate work surface (TR2128ADJBOXM shown with an optional modesty panel).



OPTIONAL ACCESSORIES

MODESTY PANEL

765 Series – Jr. Executive Student Desks

765 Series desks feature a generous 20" x 34" high-pressure or FRW™ hard plastic work surface, a large side-mounted storage compartment, a molded modesty panel, and an adjustable-height range of 22" to 30".

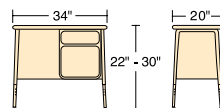
OPTIONS **M** HARD PLASTIC TOP

Desks are available with a hard plastic top.



765MBB

22"-30" adjustable-height with a 20" x 34" high-pressure laminate work surface.



Plateau® Series – Student Desks

Plateau Series Slide Desks feature a stunning "floating" desktop design atop a stylish yet functional leg. Desks offer a 22" x 32" slide-shaped high-pressure laminate work surface and are available with an adjustable-height range of 26" to 34" or a fixed-height of 29".

OPTIONS

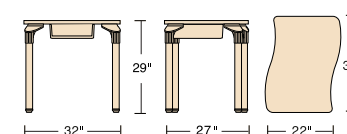
- BH** BACKPACK HANGER **C** CASTERS **TT** TOTE TRAY

Desks are available with a backpack hanger and tote tray. Casters are available for adjustable-height desks only.



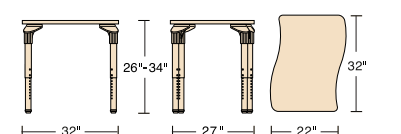
PTSL29

29" fixed-height with a 22" x 32" slide shape high-pressure laminate work surface (PTSL29TT shown).



PTSLADJ

26"-34" adjustable-height with a 22" x 32" slide shape high-pressure laminate work surface (PTSLADJC shown).

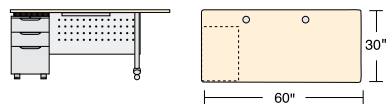


Textameter™ Series – Teachers' Desks

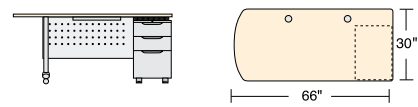
Textameter Series desks combine design elements from Virco's TEXT® and Parameter® collections, including a hanging storage pedestal and a T-leg with a fixed-height of 28¾". Additional standard features include a center drawer, gang locking on all pedestal drawers, a perforated steel modesty panel, two desktop grommets for wire management and locking casters for mobility.



T3060L



T3066P



Rectangle Tops

MODEL	TOP SIZE	TOP SHAPE	PEDESTAL SIDE
T3050	30" x 50"	rectangular top	right-side pedestal
T3050L	30" x 50"	rectangular top	left-side pedestal
T3060	30" x 60"	rectangular top	right-side pedestal
T3060L	30" x 60"	rectangular top	left-side pedestal

One-Sided Peninsula Top

MODEL	TOP SIZE	TOP SHAPE	PEDESTAL SIDE
T3056P	30" x 56"	one side radius top	right-side pedestal
T3056PL	30" x 56"	one side radius top	left-side pedestal
T3066P	30" x 66"	one side radius top	right-side pedestal
T3066PL	30" x 66"	one side radius top	left-side pedestal

Tetra™ Series – Teachers' Desks

Tetra™ Series teacher desks, providing a solid 4-leg frame and modern design, feature a high-pressure laminate work surface in three configurations; rectangle, peninsula and wheelbarrow. Models come standard with a full 3-sided modesty panel and are available in a 30" fixed top-height.



Rectangle Tops

MODEL	TOP SIZE
TR244830TD	24" x 48"
TR247230TD	24" x 72"
TR304830TD	30" x 48"
TR307230TD	30" x 72"

Peninsula Tops

MODEL	TOP SIZE
TR246630PRTD	24" x 66"
TR306630PRTD	30" x 66"

Wheelbarrow Tops

MODEL	TOP SIZE
TR244830WBTD	24" x 48"
TR247230WBTD	24" x 72"
TR304830WBTD	30" x 48"
TR307230WBTD	30" x 72"

OPTIONS C CASTERS

Casters are available for desks with rectangle and peninsula tops.

53 Series – Pedestal Desks

53 Series desks feature a post-formed high-pressure laminate work surface atop a study steel frame with a 29" fixed top-height. Stand-alone single-pedestal desks come with drawers, featuring a locking box and file drawer on either the right or left side; in addition, there's a stand-alone double-pedestal model. A return can be attached to the open end of either single pedestal desk to create an L-shaped configuration.

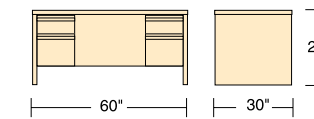


533066LP left-sided single-pedestal desk with right-side single-pedestal return - 53RTNRP.



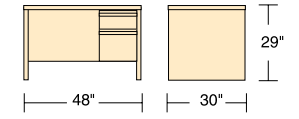
533060

29" fixed-height with a 30" x 60" high-pressure laminate work surface. Double-pedestal with no center drawer.



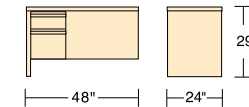
533048RP

29" fixed-height with a 30" x 48" high-pressure laminate work surface. Right-side pedestal with no center drawer.



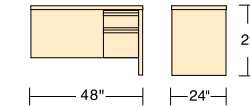
53RTNLP

29" fixed-height with a 24" x 48" high-pressure laminate work surface. Left-side pedestal return (must be attached to 533066RP).



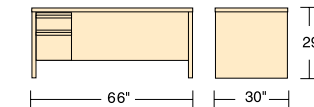
53RTNRP

29" fixed-height with a 24" x 48" high-pressure laminate work surface. Right-side pedestal return (must be attached to 533066LP).



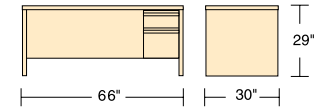
533066LP

29" fixed-height with a 30" x 66" high-pressure laminate work surface. Left-side pedestal with no center drawer.

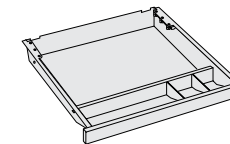


533066RP

29" fixed-height with a 30" x 66" high-pressure laminate work surface. Right-side pedestal with no center drawer.



53 Series – Options



53DRWR60

An optional metal center drawer with a spacious rear storage area and three front compartments is available for use with Virco desk models 533060 and 533048RP.



53FKEY

Keyed-alike lock core tumbler.

MMKEY

Master key for keyed-alike lock core.

540 Series – Teachers' Desks

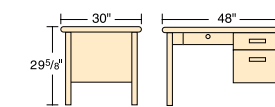
540 Series teacher desks offer hanging single or double-pedestal storage compartments and a convenient center drawer, all with locking capabilities for added privacy. Both pedestal options feature a high-pressure laminate work surface and a fixed-height of 29½" with four adjustable nylon glides.



Single-Pedestal

543

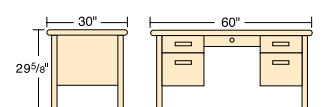
29½" fixed-height with a 30" x 48" high-pressure laminate work surface.



Double-Pedestal

546

29½" fixed-height with a 30" x 60" high-pressure laminate work surface.



Instructor Media Station

Instructor media stations serve the needs of today's technologically advanced classrooms and seminar training rooms with built-in cable management and easy access doors. Stations include a media tower, which can be positioned on the right or left side of the desk, and a spacious peninsula shaped desk. Models offer high-pressure laminate work surfaces and sturdy steel legs. Desks measure 48"W or 56"W x 30"D x 28¾"H; media towers measure 27"W x 30"D x 40⅝"H.

48"W Peninsula Desks



IMS30481
Full-height steel door with 3-point locking mechanism on user side; IT access door with 3-point locking mechanism on non-user side.



IMS30482
12"H perforated steel door with 3-point locking mechanism on user side; two locking file drawers; IT access door with 3-point locking mechanism on non-user side.



IMS30483
24"H perforated steel door with 3-point locking mechanism on user side; locking file drawer; IT access door with 3-point locking mechanism on non-user side.



IMS30484
12"H perforated steel door with 3-point locking mechanism on user side; one box and one file drawer with single locking mechanism; IT access door with 3-point locking mechanism on non-user side.

56"W Peninsula Desks



IMS30561
Full-length, steel door with 3-point locking mechanism on user side; IT access door with 3-point locking mechanism on non-user side.



IMS30562
12"H perforated steel door with 3-point locking mechanism on user side; two locking file drawers beneath access door; IT access door with 3-point locking mechanism on non-user side.



IMS30563
24"H perforated steel door with 3-point locking mechanism on user side; locking file drawer; IT access door with 3-point locking mechanism on non-user side.



IMS30564
12"H perforated steel door with 3-point locking mechanism on user side; one box and one file drawer with single locking mechanism; IT access door with 3-point locking mechanism on non-user side.

OPTIONS **C** CASTERS

Instructor Media Towers

Instructor media towers feature built-in cable management, easy access doors and a high-pressure laminate work surface, perfect for laptops or projectors. Media towers are fully ventilated with perforated panels on all four sides and bottom. Overall footprint of towers measure 27"W x 30"D x 40⅝"H.



IMT1
Full-height perforated steel door with 3-point locking mechanism on user side; IT access door with 3-point locking mechanism on non-user side.



IMT2
12"H perforated steel door with 3-point locking mechanism on user side; IT access door with 3-point locking mechanism on non-user side.



IMT3
24"H perforated steel door with 3-point locking mechanism on user side; locking file drawer; IT access door with 3-point locking mechanism on non-user side.



IMT4
12"H perforated steel door with 3-point locking mechanism on user side; one box drawer and one file drawer lock with a single locking mechanism; IT access door with 3-point locking mechanism on non-user side.

Options & Accessories



IMTIT
Lectern top



IMTS
Adjustable steel shelf kit



CASTERS

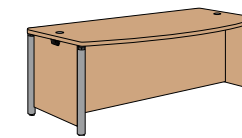




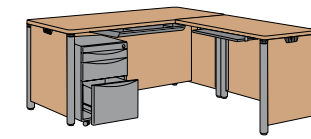
Plateau® Series – Office Desks

Plateau Series office desks provide stylish and functional furniture for administrative settings. Design your own solution using an array of basic components. All models are available with a high-pressure laminate work surface and 29" fixed-height. Selected desks include wire-management grommets and a perforated steel modesty panel.

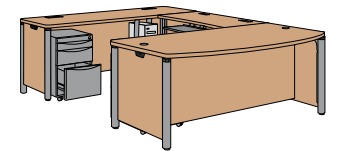
Design Your Own Configuration From 3 Basic Styles...



Free-Standing Units
Free-standing units are just that – free-standing.

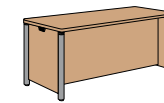


L-Shaped Configurations
Connect a return to a Plateau non-elliptical desk to create an L-shaped workstation.

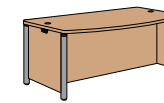


U-Shaped Configurations
Workstations consist of a credenza, a non-elliptical desk and an adjoining return.

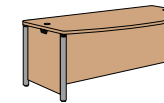
DESKS



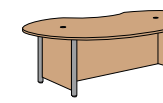
PTD3060
30" x 60"



PTD3660BF
36" x 60" Bowfront



PTD3672BF
36" x 72" Bowfront



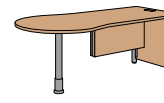
PTD4484E
44" x 84" Ellipse



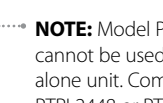
PTD4484SE
44" x 84" Special Ellipse



PTD4072SE
40" x 72" Special Ellipse



PTD3676P
36" x 76" Peninsula



PTU3672BFO
U-shaped workstation with 72"W welded steel overhead unit with two locking doors.
36"D x 72"W Bowfront Desk
22"D x 42"W Bridge
24"D x 72"W Credenza Desk
Overall: 72"D x 102"W

PTU3676PO
U-shaped workstation with 72"W welded steel overhead unit with two locking doors.
36"D x 76"W Peninsula Desk
22"D x 42"W Bridge
24"D x 72"W Credenza Desk
Overall: 76"D x 102"W

NOTE: Model PTD3676P cannot be used as a stand-alone unit. Combine with PTRL2448 or PTRU2242B, or with credenza model PTC2472GR2.

L-RETURNS

Attaches on left or right side.

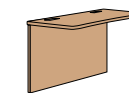


PTRL2448
24" x 48" L-Return

NOTE: Model PTRL2448 cannot be used as a stand-alone unit. Combine with PTD3060, PTD3660BF or PTD3672BF.

U-RETURN

Attaches on left or right side.



PTRU2242B
22" x 42" U-Return Bridge

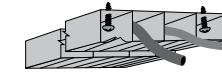
NOTE: Model PTRU2242B cannot be used as a stand-alone unit. Combine with PTD3060, PTD3660BF, PTD3672BF or PTD3676P, or with credenza model PTC2472GR2.

Plateau® Series – Features and Accessories



PTSTRAP

Velcro® straps attach beneath table tops to organize wires and cables.



PTTROUGH

A 6-foot 4-channel PVC wire chase can be mounted beneath table tops or used to manage wires and cables between tables.



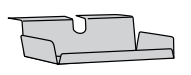
T762ELECT

A 12-foot cord power strip with diagnostic LEDs features seven outlets and exceeds IEEE 587 category A & B surge suppression specifications.



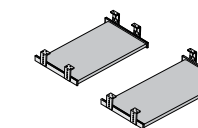
Key-Alike Option

Enable drawers and storage units to open with a single key for convenience and efficiency.



PTTRAY

The 6" x 14" steel tray allows you to conveniently and effectively manage wires, cables and related items beneath desks, returns and credenzas.



TKBMT19 and TKBMT24

These retractable 15"D x 19¼"W or 24¾"W keyboard mouse trays mount underneath the work surface, helping to maximize desk-top space.



TKBMA291

An articulating keyboard mouse arm lets you adjust height and tilt with a single, soft-touch knob. It is available in a 29" width with a counterweight spring for easy use.



UPDRW & UPDRWL

A 13" x 22" plastic sliding drawer with pencil tray mounts easily beneath Plateau work surfaces. A locking version is also available (model UPDRWL).



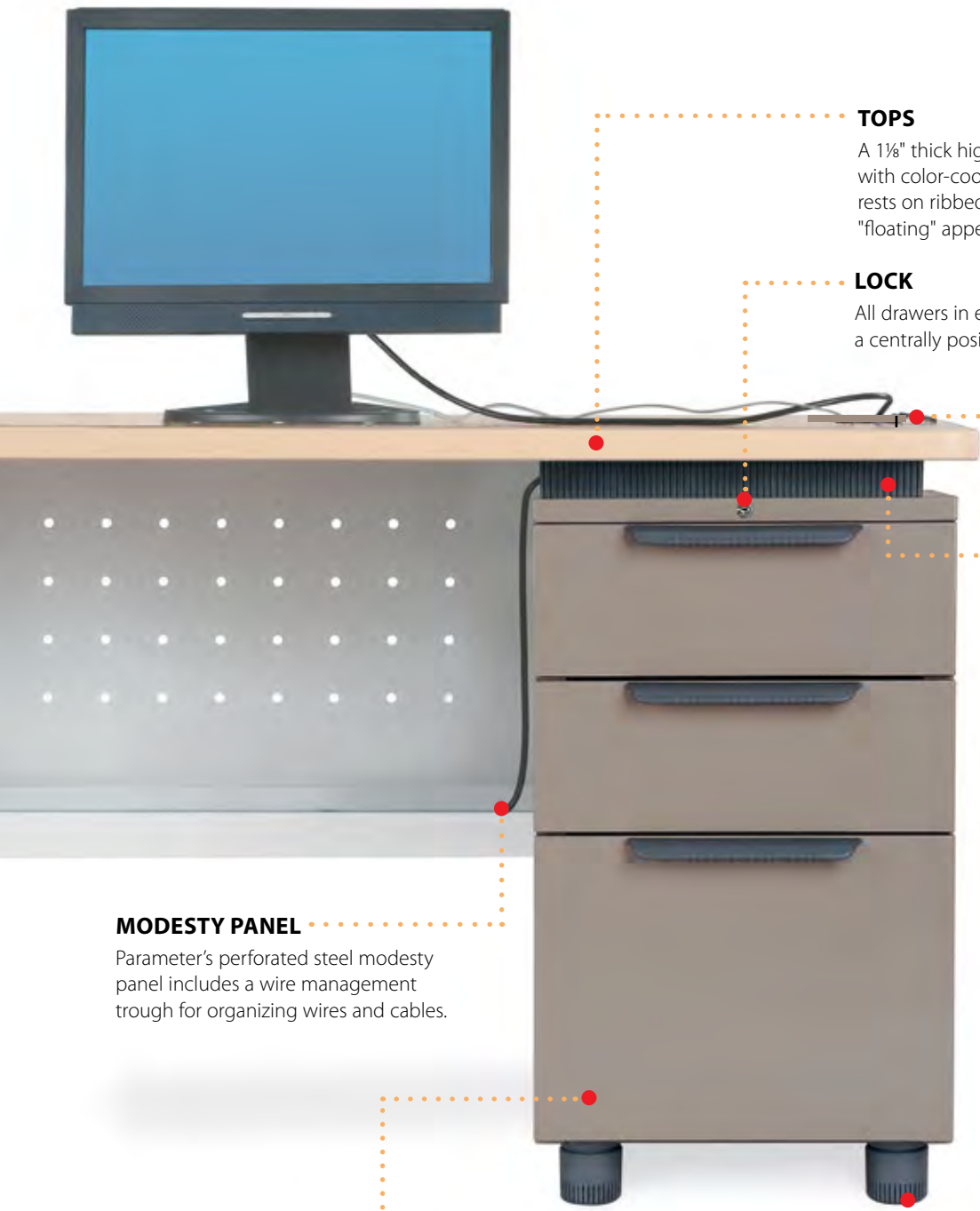
PTDCPU

A 6" x 14" hanging CPU holder mounts securely beneath work surfaces and accommodates central processing units up to 9" wide.



Parameter® Series – Administrative & Teacher Desks

The Parameter Series desk collection, developed in collaboration with award-winning designers Peter Glass and Bob Mills, includes a variety of stylish furniture for the classroom or office; all offering a fixed-height of 29½" and high-pressure laminate work surface. Whether you need single or double-pedestal desks, L-configuration workstations, or desk/credenza combinations, Parameter® offers lots of exciting furniture choices for teachers, principals and administrators.



TOPS

A 1½" thick high-pressure laminate top with color-coordinated edge banding rests on ribbed riser blocks for a "floating" appearance.

LOCK

All drawers in each pedestal are controlled by a centrally positioned core-removable lock.

GROMMET

Parameter grommets let you readily route multiple wires and cables beneath the work surface.

RISER BLOCK

Riser blocks direct cables from the desktop into the Parameter modesty panel's wire management trough.



WIRING


Parameter manages cords and cables with a hinged grommet above each riser block. By then moving neatly through the riser block's internal chute and into the modesty panel's generous wire trough, cords and cables don't dangle behind or beneath the work surface.

ADJUSTABLE FOOT

Sturdy Parameter feet have a 1" adjustment range; selected models are standard with twin-wheel locking casters for mobility.

FILE STOPPER

File drawers come with a sliding backstop to help organize files.



MODESTY PANEL

Parameter's perforated steel modesty panel includes a wire management trough for organizing wires and cables.

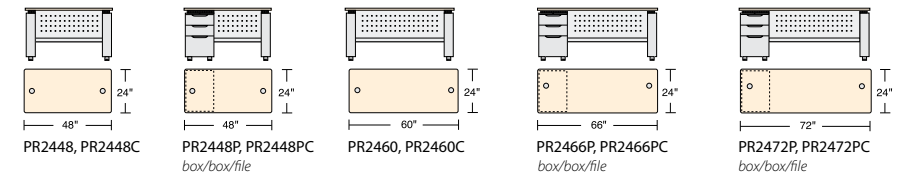
PEDESTAL

With heavy-gauge steel construction, elegant designer drawer pulls, and full-extension ball-bearing slides, Parameter pedestals combine good looks and reliable performance.

STAND-ALONE DESKS

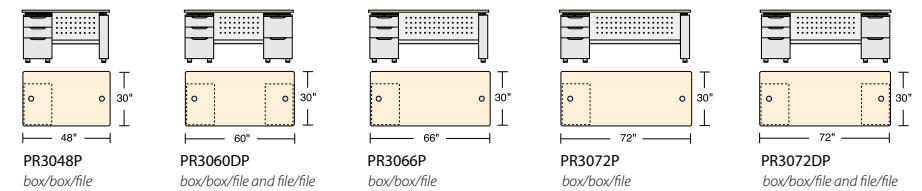
Available with a variety of top sizes and pedestal drawer configurations, Parameter stand-alone desks are great for teachers, administrators and support staff. Caster options allow for mobile classroom workstations while help desks with a rounded top on one end are ideal for helping students one-on-one with their work.

24" Deep Desks



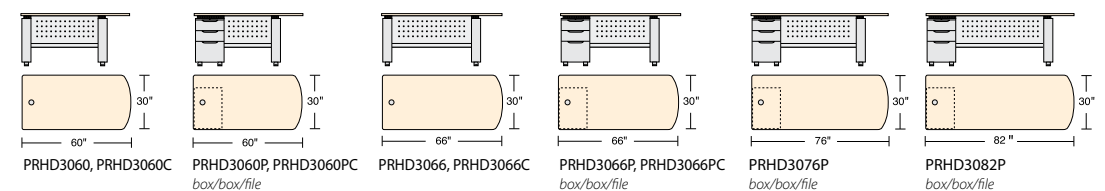
NOTE: "C" at the end of the model number designates a model with casters. Files can be assembled on the left or right side.

30" Deep Desks



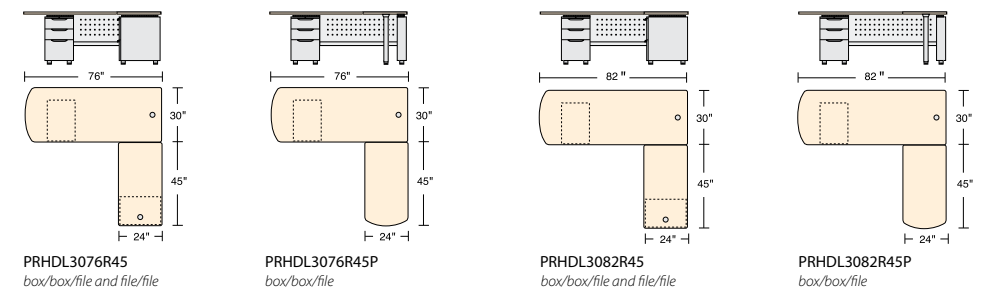
NOTE: Pedestals can be assembled on the left or right side.

Help Desks



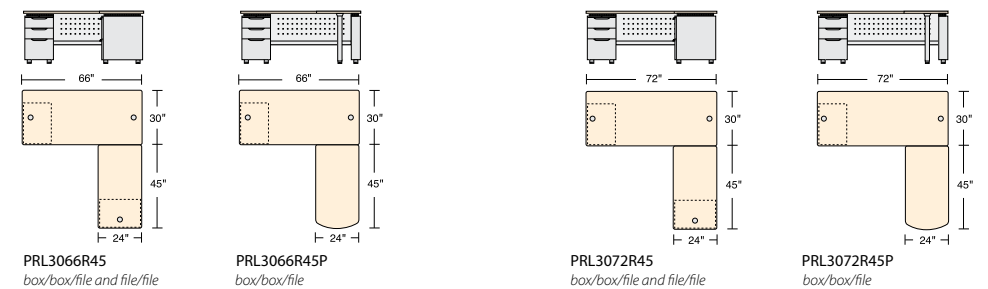
NOTE: "C" at the end of the model number designates a model with casters. Pedestals can be assembled on the left or right side.

L-Configuration Help Desks with Standard Returns & Peninsula Returns



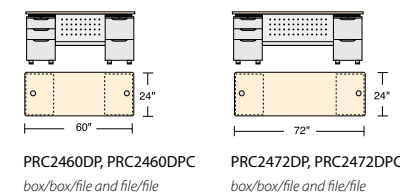
NOTE: Desks can be assembled with L-configuration facing left or right. Box/file and file/file peds are interchangeable on models with standard returns.

L-Configuration Desks with Standard Returns & Peninsula Returns



NOTE: Desks can be assembled with L-configuration facing left or right. Box/file and file/file peds are interchangeable on models with standard returns.

Credenzas



NOTE: "C" at the end of the model number designates a model with casters.

L-CONFIGURATION WORKSTATIONS

L-configuration desk and return workstations are available with rectangular tops, with peninsula returns that have a rounded end for small group meetings, or with a help desk and your choice of returns. Units on casters can be "unlocked" and rolled away to different areas for small group work, to support instructional technology, or for other applications.

CREDENZAS

Parameter gives you a choice of stationary credenzas with adjustable feet, or mobile models with casters. Maximize the storage capacity in your workspace with solutions that offer functionality and style.

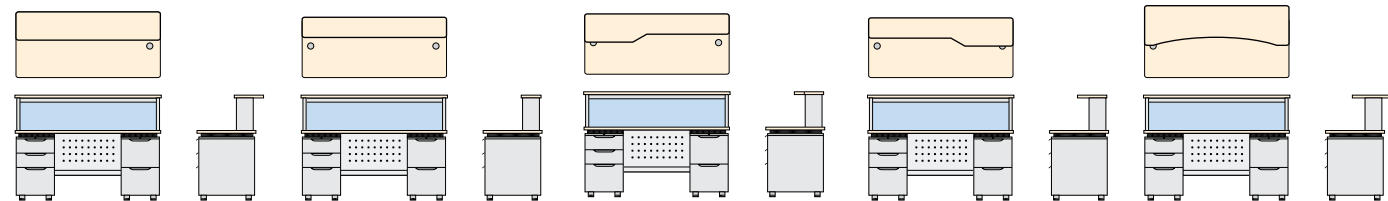
Parameter® Series – Overhead Units

The Parameter Series desks can be combined with an overhead storage unit ranging in sizes from 48" to 72" long. Models with overheads can be complemented with an optional fabric, laminate or metal screen. Overhead units have either one or two locking flipper doors, depending on the model.



Parameter® Series – Transaction Stations

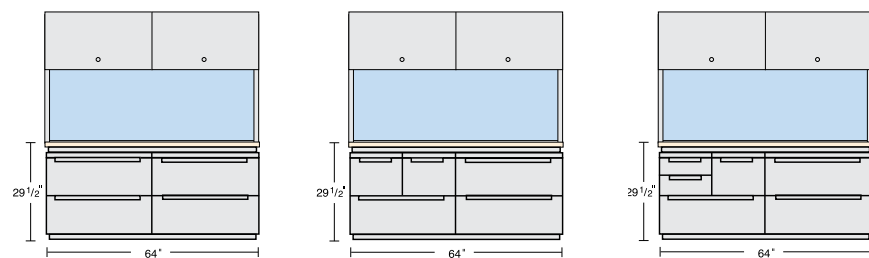
The Parameter Series line combines desks and workstations with transaction counters, designed to facilitate a welcoming reception area. Several transaction station work surface styles are available, all providing ample workspace and a functional design.



- 1 - 12" wide rectangular forward overhanging counter top.
- 2 - 8 1/2" wide rectangular flush-mounted counter top.
- 3 - 12"-8 1/2" wide inward mounted counter top with right-side monitor recess.
- 4 - 8 1/2"-12" wide inward mounted counter top with left-side monitor recess.
- 5 - 16" wide crescent inward and forward mounted counter top.

Parameter® Series – Credenzas with Overheads

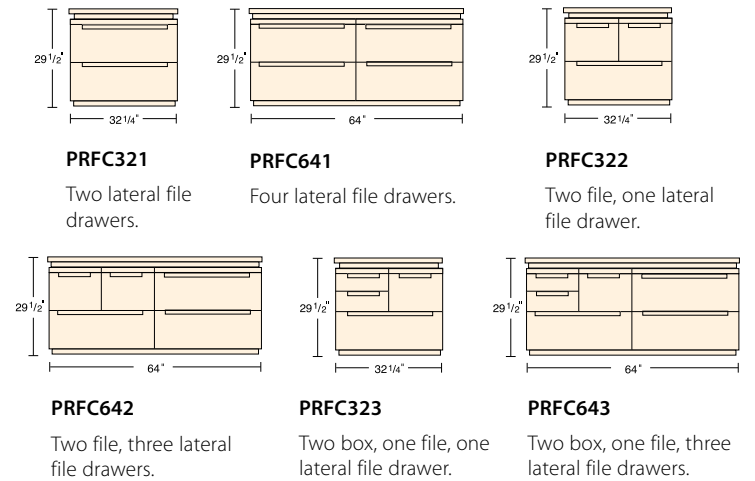
Credenzas can be paired with a locking two-door overhead for added storage. All credenzas with overhead units are 64"W x 23"D x 64"H.



- PRFC6410**
Two-door overhead, credenza with four lateral file drawers.
- PRFC6420**
Two-door overhead, credenza with two file and three lateral file drawers.
- PRFC6430**
Two-door overhead, credenza with two box, one file and three lateral file drawers.

Parameter® Series – Credenzas

Credenzas are offered in two sizes with combinations of lateral files, box files and box drawers. All units are 29 1/2"H x 23"D.

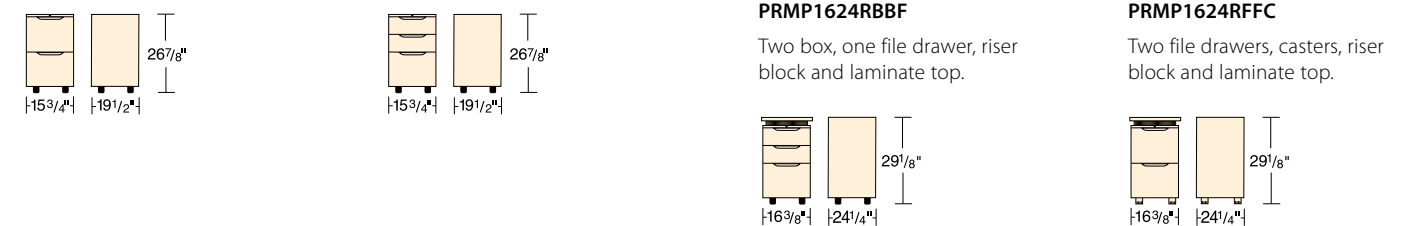


Parameter® Series – Mobile and Fixed Pedestal Units

Mobile and fixed pedestal units expand storage solutions for the Parameter Series; both designed to work side-by-side with desks and workstations.



- PRMP1620FFC**
Two file drawers, casters.
- PRMP1620BBFC**
Two box, one file drawer, casters.
- PRMP1624RBBFC**
Two box, one file drawer, casters, riser block and laminate top (shown).
- PRMP1624RFFC**
Two file drawers, riser block and laminate top (shown).



Parameter® Series – Options and Accessories

- 53LFDD**
Drawer divider kit in steel.
- MMKEY**
Master key for keyed-alike lock core.
- CBKLF**
Conversion Bar Kit: Four bars enable lateral files to accommodate legal and letter size documents from front-to-back, rather than side-to-side.
- PRLS SHROUD**
Leg shroud, formed steel, for use with Parameter desks and workstations with adjustable-height feet only, field-installed.
- PRPS SHROUD**
Pedestal shroud, formed steel, for use with Parameter desks, workstations and stand-alone pedestals with adjustable-height feet only, field-installed.
- PRWMP22, PRWMP28, and PRWMP40**
Wire management panels for various lengths to accommodate Parameter models; 22"L, 28"L, 40"L.

TABLES

In today's dynamic environments, the right work surface is often an integral part of the activity itself. And for virtually every activity that takes place in a classroom, conference room or event space, Virco has a table to match. Our versatile activity tables have become the standard for general use, inside and outside the classroom. Sturdy fixed or adjustable height legs with hard-working surface materials and shapes support focused study time as well as collaboration. For specialty areas, we offer tables to meet the needs of science and computer labs as well as libraries and training rooms. Our dining options can take on everything from intimate cafés to all-school cafeterias, in colors and styles that support modern spaces.





4000 Series – Activity Tables

With distinct shapes and a multitude of sizes, Virco activity tables form a solid foundation for classroom, café, workroom or seminar activities. Choose from an array of tables that can be organized into groups, split into separate areas, set at different heights or a combination of all three. 4000 Series tables offer the classic look of a thin profile leg offered in adjustable or fixed-height.



TABLE SHAPES	MODEL	TOP SIZE
	482436	24" x 36"
	482448	24" x 48"
	482460	24" x 60"
	482472	24" x 72"
	483036	30" x 36"
	483048	30" x 48"
	483060	30" x 60"
	483072	30" x 72"
	483636	36" x 36"
	483660	36" x 60"
	483672	36" x 72"
	484848	48" x 48"
	4836R	36" Round
	4842R	42" Round
	4848R	48" Round
	4860R	60" Round
	48COOP72	36" x 72" Cooperative
	48KID72	48" x 72" Kidney
	48HORSE60	60" x 66" Horseshoe
	48HORSE60DC	60" Deep-Center Horseshoe
	48TRAP48	24" x 48" Trapezoid
	48TRAP60	30" x 60" Trapezoid
	48TRAP84	42" x 84" Trapezoid

TABLE SHAPES	MODEL	TOP SIZE
	48SL3048	30" x 48" Slide
	48SL3054	30" x 54" Slide
	48SL3060	30" x 60" Slide
	48SL3648	36" x 48" Slide
	48SL3654	36" x 54" Slide
	48SL3660	36" x 60" Slide
	48CLO48	48" Clover
	48FLOW60	60" Flower
	48HUB48	48" Hub
	48HUB60	60" Hub
	48SPK48	48" Spoke
	48SPK60	60" Spoke
	48SWV54	54" Swerve
	48PIN60	60" Pinwheel
	48BU5060	50" x 60" Bubble
	48LF3060	30" x 60" Leaf
	48NEST48	48" Nest
	48NEST54	54" Nest
	48NEST60	60" Nest
	48POOL	44" x 65" Pool



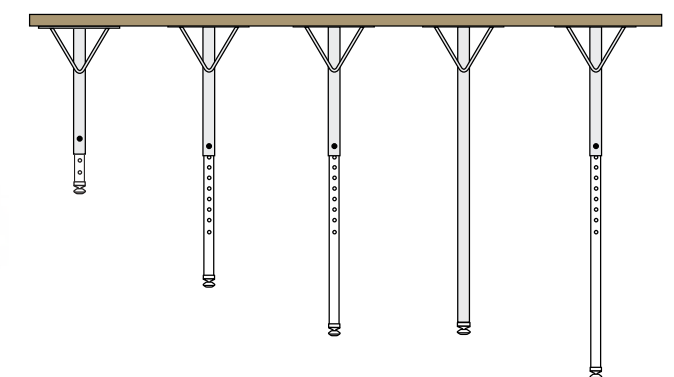
OPTIONS: **AE SURE EDGE**

OPTIONAL ACCESSORIES:

PLASTIC BOOK BOX, TOTE TRAY, GROMMET KIT, GANGING DEVICE

For information on accessories see page 143.

4000 Series Thin Profile Legs



14 1/4"-22 1/4" Adj-Height Nylon Glides 48FLRLEG	17"-25" Adj-Height Nylon Glides LO	22"-30" Adj-Height Nylon Glides STANDARD	30" Fixed-Height Nylon Glides N (FIXED)	26"-34" Adj-Height Nylon Glides W (WHEELCHAIR)
--	--	--	---	--



5000 Series – Activity Tables

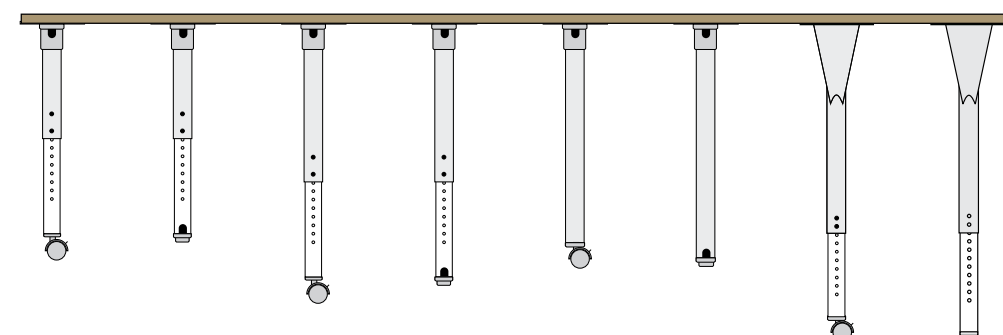
5000 series activity tables feature generously-proportioned, thick-profile legs in several leg options, from fixed to adjustable-height and stand-up legs to legs with casters. With distinct shapes and a multitude of sizes, Virco's activity tables support every stage and style of learning – from independent study to collaborative group work and creative hands-on projects.



TABLE SHAPES	MODEL	TOP SIZE
	502436	24" x 36"
	502448	24" x 48"
	502460	24" x 60"
	502472	24" x 72"
	503036	30" x 36"
	503048	30" x 48"
	503060	30" x 60"
	503072	30" x 72"
	503636	36" x 36"
	503660	36" x 60"
	503672	36" x 72"
	504848	48" x 48"
	5036R	36" Round
	5042R	42" Round
	5048R	48" Round
	5060R	60" Round
	50COOP72	36" x 72" Cooperative
	50KID72	48" x 72" Kidney
	50HORS60	60" x 66" Horseshoe
	50HORS60DC	60" Deep-Center Horseshoe
	50POOL	44" x 65" Pool

TABLE SHAPES	MODEL	TOP SIZE
	50TRAP48	24" x 48" Trapezoid
	50TRAP60	30" x 60" Trapezoid
	50TRAP84	42" x 84" Trapezoid
	50SL3048	30" x 48" Slide
	50SL3054	30" x 54" Slide
	50SL3060	30" x 60" Slide
	50SL3648	36" x 48" Slide
	50SL3654	36" x 54" Slide
	50SL3660	36" x 60" Slide
	50CLO48	48" Clover
	50FLOW60	60" Flower
	50HUB48	48" Hub
	50HUB60	60" Hub
	50SPK48	48" Spoke
	50SPK60	60" Spoke
	50SWV54	54" Swerve
	50PIN60	60" Pinwheel
	50BU5060	50" x 60" Bubble
	50LF3060	30" x 60" Leaf
	50NEST48	48" Nest
	50NEST54	54" Nest
	50NEST60	60" Nest

5000 Series Thick Profile Legs



- 21"-29" Adj-Height Locking Casters **ADJCLO**
- 19"-27" Adj-Height ABS Plastic Glides **ADJLO**
- 26"-34" Adj-Height Locking Casters **ADJC**
- 24"-32" Adj-Height ABS Plastic Glides **ADJ**
- 30" Fixed-Height Locking Casters **30C (FIXED)**
- 30" Fixed-Height ABS Plastic Glides **30 (FIXED)**
- 30"-39" Adj-Height Locking Casters **ADJCSU**
- 30"-39" Adj-Height Nylon Glides **ADJSU**

OPTIONS: **AE** SURE EDGE

OPTIONAL ACCESSORIES:
PLASTIC BOOK BOX, TOTE TRAY, GROMMET KIT, GANGING DEVICE

For information on accessories see page 143.

5700 Series – Technology Tables

5700 Series tables, designed to support technology, training and media-savvy spaces, feature thick-profile legs with built-in wire management access to neatly conceal cables and wires. Tables are available with a high-pressure laminate work surface and a 30" fixed-height or 24" to 32" adjustable-height range.



Optional power port sits flush with table top.

Wires run down the inside of the leg and exit through the opening at the bottom of the leg.

TOP SIZE	ADJ HEIGHT 24"-32"	FIXED 30"
24" x 60"	572460ADJ	57246030
24" x 72"	572472ADJ	57247230
30" x 60"	573060ADJ	57306030
30" x 72"	573072ADJ	57307230

OPTIONS: **AE** SURE EDGE

OPTIONAL ACCESSORIES:

KEYBOARD MOUSE TRAY, POWER/DATA PORT

For information on accessories see page 143.

6800 Series – Multi-Purpose Tables

6800 Series tables are durable and stylish multi-purpose tables ideally suited for general office use. Tables feature a high-pressure laminate work surface with leg selections including a 30" fixed-height or 24" to 34" adjustable-height models with casters.



Adjustable-Height Legs

Adjustable-Height Legs with Casters

TOP SIZE	ADJ HEIGHT 24"-34"	ADJ W/ CASTERS 24"-34"	FIXED 30"
18" x 72"	681872ADJ	681872ADJC	681872
20" x 60"	682060ADJ	682060ADJC	682060
24" x 54"	682454ADJ	682454ADJC	682454
24" x 60"	682460ADJ	682460ADJC	682460
30" x 60"	683060ADJ	683060ADJC	683060
30" x 72"	683072ADJ	683072ADJC	683072
36" x 72"	683672ADJ	683672ADJC	683672
42" x 60"	684260ADJ	684260ADJC	684260
48" Round	6848RADJ	6848RADJC	6848R
60" Round	6860RADJ	6860RADJC	6860R

7900 Series – Multi-Purpose Tables


7900 Series heavy-duty tables provide practical solutions for anywhere there's a need for extra durability and support. Models all feature a high-pressure laminate work surface and 22" to 30" adjustable-height steel pedestal legs.



TOP SIZE	ADJ HEIGHT 22"-30"
24" x 48"	792448
30" x 60"	793060
30" x 72"	793072
36" x 72"	793672

TEXT® Series – Classroom Tables

TEXT Series classroom tables, designed by the award-winning team of Peter Glass and Bob Mills, combine elliptical legs, swooping yokes and arched feet for elegance and versatility. Tables feature a high-pressure laminate work surface and are available in a range of tabletop sizes and top heights including fixed-heights of 24" or 30" or an adjustable-height range of 26" to 34", with casters as an option.



Single Post Leg

Double Post Leg

TOP SIZE	ADJ HEIGHT 26"-34"	FIXED HEIGHT 30"	FIXED HEIGHT 24"
20" x 48"	TE20488YADJ	TE20488Y30	TE20488Y24
20" x 54"	TE20548YADJ	TE20548Y30	TE20548Y24
20" x 60"	TE20608YADJ	TE20608Y30	TE20608Y24
20" x 72"	TE20728YADJ	TE20728Y30	TE20728Y24
24" x 48"	TE24488YADJ	TE24488Y30	TE24488Y24
24" x 54"	TE24548YADJ	TE24548Y30	TE24548Y24
24" x 60"	TE24608YADJ	TE24608Y30	TE24608Y24
24" x 72"	TE24728YADJ	TE24728Y30	TE24728Y24

TOP SIZE	ADJ HEIGHT 26"-34"	FIXED HEIGHT 30"	FIXED HEIGHT 24"
30" x 36"	TE30368DADJ	TE30368D30	TE30368D24
30" x 48"	TE30488DADJ	TE30488D30	TE30488D24
30" x 54"	TE30548DADJ	TE30548D30	TE30548D24
30" x 60"	TE30608DADJ	TE30608D30	TE30608D24
30" x 72"	TE30728DADJ	TE30728D30	TE30728D24
36" x 48"	TE36488DADJ	TE36488D30	TE36488D24
36" x 54"	TE36548DADJ	TE36548D30	TE36548D24
36" x 60"	TE36608DADJ	TE36608D30	TE36608D24
36" x 72"	TE36728DADJ	TE36728D30	TE36728D24

OPTIONAL ACCESSORIES:

KEYBOARD MOUSE TRAY, POWER/DATA PORT, MODESTY PANEL, CPU CADDY, SWIVEL CASTERS, WIRE CHASE, WIRE MANAGEMENT TRAY, GANGING DEVICE, PENCIL DRAWER, BOOK BOX/BASKET, BACKPACK HANGER

OPTIONS: **AE** SURE EDGE **C** CASTERS **GR** GROMMET(S)

For information on accessories see pages 113 and 143.

TEXT® Series – Seminar Tables

TEXT Series seminar tables feature an elevated cross brace and a narrow footprint, creating a sleek and stylish space-saving solution for seminar and lecture halls. Tables are available with a high-pressure laminate work surface and offer 30" fixed height or 26" to 34" adjustable height, with casters as an option.



Seminar Tables - T-Leg

Seminar Tables - Y-Leg

TOP SIZE	ADJ HEIGHT 26"-34"	FIXED HEIGHT 30"
20" x 36"	TS20368TADJ	TS20368T30
20" x 48"	TS20488TADJ	TS20488T30
20" x 54"	TS20548TADJ	TS20548T30
20" x 60"	TS20608TADJ	TS20608T30
20" x 72"	TS20728TADJ	TS20728T30
24" x 36"	TS24368TADJ	TS24368T30
24" x 48"	TS24488TADJ	TS24488T30
24" x 54"	TS24548TADJ	TS24548T30
24" x 60"	TS24608TADJ	TS24608T30
24" x 72"	TS24728TADJ	TS24728T30

TOP SIZE	ADJ HEIGHT 26"-34"	FIXED HEIGHT 30"
20" x 36"	TS20368YADJ	TS20368Y30
20" x 48"	TS20488YADJ	TS20488Y30
20" x 54"	TS20548YADJ	TS20548Y30
20" x 60"	TS20608YADJ	TS20608Y30
20" x 72"	TS20728YADJ	TS20728Y30
24" x 36"	TS24368YADJ	TS24368Y30
24" x 48"	TS24488YADJ	TS24488Y30
24" x 54"	TS24548YADJ	TS24548Y30
24" x 60"	TS24608YADJ	TS24608Y30
24" x 72"	TS24728YADJ	TS24728Y30

OPTIONAL ACCESSORIES:

KEYBOARD MOUSE TRAY, POWER/DATA PORT, MODESTY PANEL, CPU CADDY, SWIVEL CASTERS, WIRE CHASE, WIRE MANAGEMENT TRAY, GANGING DEVICE, PENCIL DRAWER, BOOK BOX/BASKET, BACKPACK HANGER

For information on accessories see pages 113 and 143.

OPTIONS:

AE SURE EDGE **C** CASTERS **GR** GROMMET(S)

TEXT® Series – Technology Tables

TEXT Series technology tables were designed to meet the needs of technology labs and computer classrooms. Each table includes a perforated steel modesty panel with two generous wire pass-through openings, two grommets and two wire management trays. Models are available with a high-pressure laminate work surface and a 26" to 34" adjustable-height range.

TOP SIZE	ADJ HEIGHT 26"-34"
24" x 60"	TP2460AGMTR
24" x 72"	TP2472AGMTR
30" x 60"	TP3060AGMTR
30" x 72"	TP3072AGMTR



TEXT® Series – Hinged Wire-Trough Tables

TEXT Series hinged wire-trough tables offer technology-ready tables with an adjustable-height range of 26" to 34". Models feature a convenient 6" deep wire trough for enhanced wire and cable management as well as scalloped wire management cut outs. Because the wire trough has a hinged rear door, tables have an uninterrupted work surface.

TOP SIZE	ADJ HEIGHT 26"-34"
24" x 36"	TH24368YADJ
24" x 48"	TH24488YADJ
24" x 54"	TH24548YADJ
24" x 60"	TH24608YADJ
24" x 72"	TH24728YADJ
30" x 36"	TH30368DADJ
30" x 48"	TH30488DADJ
30" x 54"	TH30548DADJ
30" x 60"	TH30608DADJ
30" x 72"	TH30728DADJ



Wire Management Trough

OPTIONAL ACCESSORIES:

POWER/DATA PORT, SWIVEL CASTERS, END CAPS

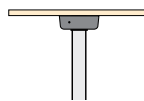
For information on accessories see page 113.



Tilt-top tables have single-post legs.

TEXT® Series – Tilt-Top Tables

TEXT Series tilt-top tables deliver space-saving solutions and flexibility with tables that fold vertically, roll away, and neatly nest together for easy storage. Available in rectangular and slide shapes, tables come in a 30" fixed-height or 24" to 32" adjustable-height with casters for quick mobile set-ups. A convenient single release mechanism offers easy folding and unfolding.



Rectangle Tops

TOP SIZE	ADJ HEIGHT 24"-32"	FIXED HEIGHT 30"
20" x 42"	TT20428ADJ	TT2042830
20" x 48"	TT20488ADJ	TT2048830
20" x 60"	TT20608ADJ	TT2060830
20" x 72"	TT20728ADJ	TT2072830
24" x 42"	TT24428ADJ	TT2442830
24" x 48"	TT24488ADJ	TT2448830
24" x 60"	TT24608ADJ	TT2460830
24" x 72"	TT24728ADJ	TT2472830
30" x 42"	TT30428ADJ	TT3042830
30" x 48"	TT30488ADJ	TT3048830
30" x 60"	TT30608ADJ	TT3060830
30" x 72"	TT30728ADJ	TT3072830



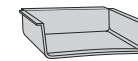
Slide Tops

TOP SIZE	ADJ HEIGHT 24"-32"	FIXED HEIGHT 30"
30" x 48"	TTSLD30488ADJ	TTSLD3048830
30" x 60"	TTSLD30608ADJ	TTSLD3060830

OPTIONS: SURE EDGE

TEXT® Series – Table Accessories

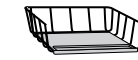
STORAGE



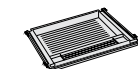
ZBOX - Plastic book box with pencil tray measuring 19 3/8"W x 17"D x 4 1/4"H.



ZBR - Wire book basket: 18"W x 15"D x 4"H.



ZBRT - Wire book basket with a spacious paper/pencil tray.



UPDRW - Plastic pencil drawer measuring 13" x 22".

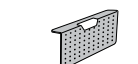


UPDRWL - Plastic pencil drawer with lock measuring 13" x 22".

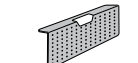


ZBH - Backpack hanger

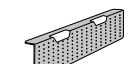
MODESTY PANELS



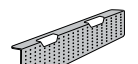
TMOD27 - Perforated steel modesty panel for use with 27" long TEXT tables.



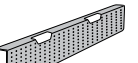
TMOD36 - Perforated steel modesty panel for use with 36" long TEXT tables.



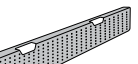
TMOD48 - Perforated steel modesty panel for use with 48" long TEXT tables.



TMOD54 - Perforated steel modesty panel for use with 54" long TEXT tables.




TMOD60 - Perforated steel modesty panel for use with 60" long TEXT tables.



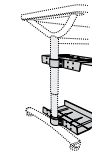
TMOD72 - Perforated steel modesty panel for use with 72" long TEXT tables.

CASTERS



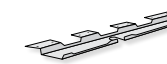
TLCASTER - 4-pack of twin-wheel, 3" diameter locking swivel casters for use with TEXT tables. Please note: casters add 3" to the top height of TEXT tables.

COMPUTER ACCESSORIES

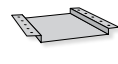


TEXTCPU - Adjustable CPU holder designed to allow leg-mounting of a CPU on a TEXT Series adjustable- or fixed-height table. Variable width adjustment to support CPUs between 3 3/8" to 7 1/2" wide.

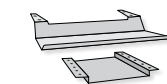
WIRE MANAGEMENT



TWMT36, TWMT48, TWMT54, TWMT60 and TWMT72 - Wire management trays for various widths to accommodate all TEXT models; 36"W, 48"W, 54"W, 60"W, 72"W.



TGANG - A metal plate for ganging two TEXT tables together.



TWMB - Wire management bridge tray allows wires and cables to feed from one table's TEXT wire management tray to the next.



TWC12 - Leg-mounted wire chase for adjustable-height tables neatly provides tabletop to floor routing for cables.



TWC16 - Leg-mounted wire chase for fixed-height tables neatly provides tabletop to floor routing for cables.

THEC - End caps for wire trough tables.

POWER/COMMUNICATIONS




REVEAL - Power port with four individual 15-AMP outlets and 6-foot power cord. The device slides on ball bearing track with 3 3/4" travel and locks into place.

Additional accessories are listed on page 143.



Plateau® Series – Media Tables

Plateau Series media tables were designed to create a collaborative environment in schools and in the workplace. Its “floating” tabletop design features rectangular and peninsula shaped models with standard fixed heights of 29”, adjustable heights of 26”-34” or stand-up heights of 39”. Power and data ports and optional TV arms combine to create a uniquely functional workspace that encourages interactions.



Convenient and stylish in-surface power and data port. The face cleverly rotates to hide away when not in use. Port features two power and two USB option.

Peninsula Shape Top



TOP SIZE	29" FIXED	29" FIXED WITH CASTERS	26"-34" ADJ	26"-34" ADJ WITH CASTERS	33"-41" ADJ	33"-41" ADJ WITH CASTERS
42" x 60"	PTM4260P29	PTM4260P29C	PTM4260PADJ	PTM4260PADJC	PTM4260PADJSU	PTM4260PADJCSU
42" x 72"	PTM4272P29	PTM4272P29C	PTM4272PADJ	PTM4272PADJC	PTM4272PADJSU	PTM4272PADJCSU
48" x 60"	PTM4860P29	PTM4860P29C	PTM4860PADJ	PTM4860PADJC	PTM4860PADJSU	PTM4860PADJCSU
48" x 72"	PTM4872P29	PTM4872P29C	PTM4872PADJ	PTM4872PADJC	PTM4872PADJSU	PTM4872PADJCSU
60" x 72"	PTM6072P29	PTM6072P29C	PTM6072PADJ	PTM6072PADJC	PTM6072PADJSU	PTM6072PADJCSU
60" x 96"	PTM6096P29	PTM6096P29C	PTM6096PADJ	PTM6096PADJC	PTM6096PADJSU	PTM6096PADJCSU

Rectangle Shape Top



TOP SIZE	29" FIXED	29" FIXED WITH CASTERS	26"-34" ADJ	26"-34" ADJ WITH CASTERS	33"-41" ADJ	33"-41" ADJ WITH CASTERS
42" x 60"	PTM426029	PTM426029C	PTM4260ADJ	PTM4260ADJC	PTM4260ADJSU	PTM4260ADJCSU
42" x 72"	PTM427229	PTM427229C	PTM4272ADJ	PTM4272ADJC	PTM4272ADJSU	PTM4272ADJCSU
48" x 60"	PTM486029	PTM486029C	PTM4860ADJ	PTM4860ADJC	PTM4860ADJSU	PTM4860ADJCSU
48" x 72"	PTM487229	PTM487229C	PTM4872ADJ	PTM4872ADJC	PTM4872ADJSU	PTM4872ADJCSU
60" x 72"	PTM607229	PTM607229C	PTM6072ADJ	PTM6072ADJC	PTM6072ADJSU	PTM6072ADJCSU
60" x 96"	PTM609629	PTM609629C	PTM6096ADJ	PTM6096ADJC	PTM6096ADJSU	PTM6096ADJCSU

OPTIONAL ACCESSORIES:

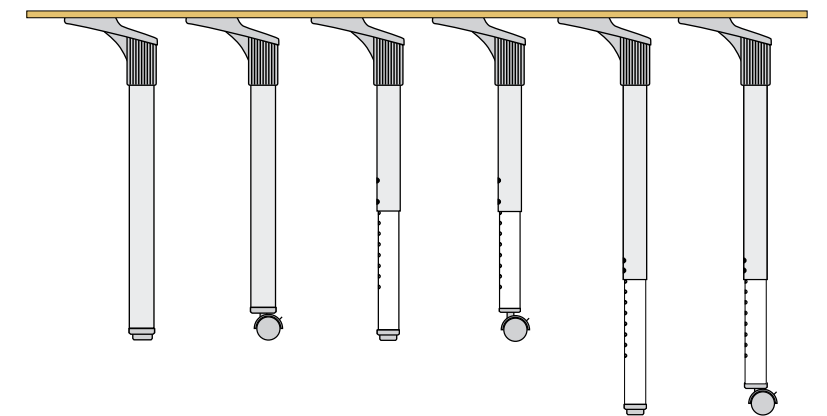


PTSTRAP
Wire management Velcro® strap attaches beneath table tops to organize wires and cables.



PTMTVM
Monitor/TV mount. TV not included.

Plateau Series Media Table Legs



29" Fixed-Height Nylon Glides 29" Fixed-Height Locking Casters 26"-34" Adj-Height Nylon Glides 26"-34" Adj-Height Locking Casters 33"-41" Adj-Height Nylon Glides 33"-41" Adj-Height Locking Casters

Plateau® Series – Tables

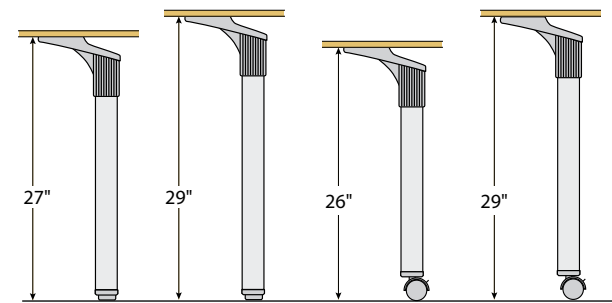
Plateau Series tables, designed by Peter Glass, feature a "floating" tabletop design in rectangular, round and shaped models with a high-pressure laminate work surface. Choose from several leg options, including adjustable-height and locking soft casters for easy mobility in any setting.



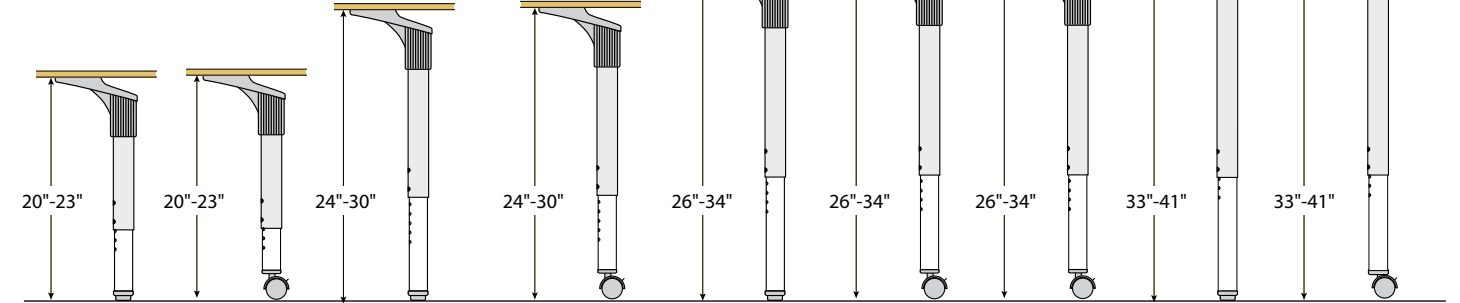
OPTIONAL ACCESSORIES:

KEYBOARD MOUSE TRAY, WIRE MANAGEMENT/MODESTY PANEL, CPU CADDY, SWIVEL CASTERS, WIRE CHASE

For information on accessories see pages 118 and 143.



FIXED-HEIGHT



ADJUSTABLE-HEIGHT

TABLE SHAPES	TOP SIZE	FIXED-HEIGHT				ADJUSTABLE-HEIGHT									
		27" FIXED	29" FIXED	CASTERS 26" FIXED	2 CASTERS 29" FIXED	20"-23"	CASTERS 20"-23"	24"-30"	CASTERS 24"-30"	26"-34"	CASTERS 26"-34"	2 CASTERS 26"-34"	33"-41"	CASTERS 33"-41"	
	24" x 60"	PT246027	PT246029	PT246026C	PT246029C2	PT2460ADJLO	PT2460ADJLOC	PT2460ADJMLO	PT2460ADJMLOC	PT2460ADJ	PT2460ADJC	PT2460ADJC2			
	24" x 72"	PT247227	PT247229	PT247226C	PT247229C2	PT2472ADJLO	PT2472ADJLOC	PT2472ADJMLO	PT2472ADJMLOC	PT2472ADJ	PT2472ADJC	PT2472ADJC2			
	30" x 48"	PT304827	PT304829	PT304826C	PT304829C2	PT3048ADJLO	PT3048ADJLOC	PT3048ADJMLO	PT3048ADJMLOC	PT3048ADJ	PT3048ADJC	PT3048ADJC2	PT3048ADJSU	PT3048ADJCSU	
	30" x 60"	PT306027	PT306029	PT306026C	PT306029C2	PT3060ADJLO	PT3060ADJLOC	PT3060ADJMLO	PT3060ADJMLOC	PT3060ADJ	PT3060ADJC	PT3060ADJC2	PT3060ADJSU	PT3060ADJCSU	
	30" x 72"	PT307227	PT307229	PT307226C	PT307229C2	PT3072ADJLO	PT3072ADJLOC	PT3072ADJMLO	PT3072ADJMLOC	PT3072ADJ	PT3072ADJC	PT3072ADJC2	PT3072ADJSU	PT3072ADJCSU	
	48" x 48"	PT484827	PT484829			PT4848ADJLO	PT4848ADJLOC	PT4848ADJMLO	PT4848ADJMLOC	PT4848ADJ			PT4848ADJSU	PT4848ADJCSU	
	48" Round	PT48R27	PT48R29	PT48R26C		PT48RADJLO	PT48RADJLOC	PT48RADJMLO	PT48RADJMLOC	PT48RADJ	PT48RADJC		PT48RADJSU	PT48RADJCSU	
	60" Round	PT60R27	PT60R29			PT60RADJLO	PT60RADJLOC	PT60RADJMLO	PT60RADJMLOC	PT60RADJ	PT60RADJC		PT60RADJSU	PT60RADJCSU	
	60" Half-Round	PT60HR27	PT60HR29	PT60HR26C		PT60HRADJLO	PT60HRADJLOC	PT60HRADJMLO	PT60HRADJMLOC	PT60HRADJ	PT60HRADJC				
	24" x 60" Crescent	PT2460CR27	PT2460CR29			PT2460CRADJLO	PT2460CRADJLOC	PT2460CRADJMLO	PT2460CRADJMLOC	PT2460CRADJ			PT2460CRADJSU	PT2460CRADJCSU	
	30" x 60" Crescent	PT3060CR27	PT3060CR29			PT3060CRADJLO	PT3060CRADJLOC	PT3060CRADJMLO	PT3060CRADJMLOC	PT3060CRADJ			PT3060CRADJSU	PT3060CRADJCSU	
	36" x 72" Racetrack	PT3672RT27	PT3672RT29	PT3672RT26C		PT3672RTADJLO	PT3672RTADJLOC	PT3672RTADJMLO	PT3672RTADJMLOC	PT3672RTADJ	PT3672RTADJC				
	42" x 84" Racetrack	PT4284RT27	PT4284RT29			PT4284RTADJLO	PT4284RTADJLOC	PT4284RTADJMLO	PT4284RTADJMLOC	PT4284RTADJ			PT4284RTADJSU	PT4284RTADJCSU	
	36" x 72" Cooperative		PTCOOP7229	PTCOOP7226C		PTCOOP72ADJLO	PTCOOP72ADJLOC	PTCOOP72ADJMLO	PTCOOP72ADJMLOC	PTCOOP72ADJ	PTCOOP72ADJC		PTCOOP72ADJSU	PTCOOP72ADJCSU	
	48" x 72" Kidney		PTKID7229	PTKID7226C		PTKID72ADJLO	PTKID72ADJLOC	PTKID72ADJMLO	PTKID72ADJMLOC	PTKID72ADJ			PTKID72ADJSU	PTKID72ADJCSU	
	60" x 66" Horseshoe	PTHORSE27	PTHORSE29	PTHORSE26C		PTHORSEADJLO	PTHORSEADJLOC	PTHORSEADJMLO	PTHORSEADJMLOC	PTHORSEADJ	PTHORSEADJC		PTHORSEADJSU	PTHORSEADJCSU	
	24" x 48" Trapezoid	PTTRAP4827	PTTRAP4829	PTTRAP4826C		PTTRAP48ADJLO	PTTRAP48ADJLOC	PTTRAP48ADJMLO	PTTRAP48ADJMLOC	PTTRAP48ADJ	PTTRAP48ADJC		PTTRAP48ADJSU	PTTRAP48ADJCSU	
	30" x 60" Trapezoid	PTTRAP6027	PTTRAP6029	PTTRAP6026C		PTTRAP60ADJLO	PTTRAP60ADJLOC	PTTRAP60ADJMLO	PTTRAP60ADJMLOC	PTTRAP60ADJ	PTTRAP60ADJC		PTTRAP60ADJSU	PTTRAP60ADJCSU	
	30" x 54" Slide	PTSL305427	PTSL305429	PTSL305426C		PTSL3054ADJLO	PTSL3054ADJLOC	PTSL3054ADJMLO	PTSL3054ADJMLOC	PTSL3054ADJ	PTSL3054ADJC		PTSL3054ADJSU	PTSL3054ADJCSU	
	30" x 60" Slide	PTSL306027	PTSL306029	PTSL306026C		PTSL3060ADJLO	PTSL3060ADJLOC	PTSL3060ADJMLO	PTSL3060ADJMLOC	PTSL3060ADJ	PTSL3060ADJC		PTSL3060ADJSU	PTSL3060ADJCSU	
	54" Nest	PTNEST5427	PTNEST5429	PTNEST5426C		PTNEST54ADJLO	PTNEST54ADJLOC	PTNEST54ADJMLO	PTNEST54ADJMLOC	PTNEST54ADJ	PTNEST54ADJC		PTNEST54ADJSU	PTNEST54ADJCSU	
	60" Flower	PTFLOW6027	PTFLOW6029	PTFLOW6026C		PTFLOW60ADJLO	PTFLOW60ADJLOC	PTFLOW60ADJMLO	PTFLOW60ADJMLOC	PTFLOW60ADJ	PTFLOW60ADJC		PTFLOW60ADJSU	PTFLOW60ADJCSU	
	54" Swerve	PTSWV5427	PTSWV5429	PTSWV5426C		PTSWV54ADJLO	PTSWV54ADJLOC	PTSWV54ADJMLO	PTSWV54ADJMLOC	PTSWV54ADJ	PTSWV54ADJC		PTSWV54ADJSU	PTSWV54ADJCSU	
	60" Pinwheel	PTPIN6027	PTPIN6029	PTPIN6026C		PTPIN60ADJLO	PTPIN60ADJLOC	PTPIN60ADJMLO	PTPIN60ADJMLOC	PTPIN60ADJ	PTPIN60ADJC		PTPIN60ADJSU	PTPIN60ADJCSU	
	44" x 65" Pool	PTPOOL27	PTPOOL29	PTPOOL26C		PTPOOLADJLO	PTPOOLADJLOC	PTPOOLADJMLO	PTPOOLADJMLOC	PTPOOLADJ	PTPOOLADJC		PTPOOLADJSU	PTPOOLADJCSU	
	30" Semi-Shape Hoop			PT30RHP26C*											

*PT30RHP26C is a 3-leg table with 3 casters

Plateau® Series – Library Tables

Plateau Series library and technology tables include an array of rectangular tables with a standard 29" or stand-up 39" fixed-height work surface, as well as trapezoid and hexagon configurations. Tables have ample space and can accommodate library-based technology with large rectangular grommets for power-data modules or cable management.



TOP SIZE	29" FIXED	39" FIXED
30" x 30"	PT303029	PT303039
30" x 60"	PT306029	PT306039
30" x 84"	PT308429	PT308439
36" x 90"	PT369029	
48" x 96"	PT489629	
37" x 84" Trap	PTTRAP8429	
42" x 96" Trap	PTTRAP9629	
74" x 84" Hex	PTHEX8429	
84" x 96" Hex	PTHEX9629	

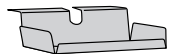
OPTIONAL ACCESSORIES:

KEYBOARD MOUSE TRAY, POWER/DATA PORT, WIRE MANAGEMENT/MODESTY PANEL, CPU CADDY, SWIVEL CASTERS, WIRE CHASE

For information on accessories see pages 118 and 143.

Plateau® Series – Table Accessories

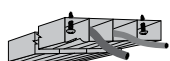
WIRE MANAGEMENT



PTTRAY - Effectively manage wires, cables and related items beneath Plateau tables with this 6" x 14" steel wire management tray.



PTSTRAP - Velcro® straps attach beneath table tops to organize wires and cables.

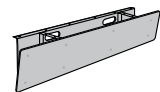


PTTROUGH - Flexible 6-foot 4-channel PVC wire chase can be mounted beneath table tops or used to manage wires and cables between tables. Lengths and can be cut to fit smaller tables.

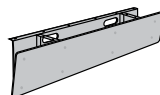


PTHVWC2, PTHVWC3 - U-channel wire chase, top caps and connecting sleeve; PTHVWC2 - 2"H; PTHVWC3 - 3"H

MODESTY PANELS

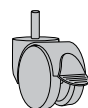


PTMODPNL5 - With our wire management/modesty panels for 60" straight edges, you can conveniently route power and communication cables beneath the table top.



PTMODPNL6 - With our wire management/modesty panels for 72" straight edges, you can conveniently route power and communication cables beneath the table top.

CASTERS



PTLCASTER - 4-pack of twin-wheel, 2¾" diameter swivel locking casters.

Additional accessories are listed on page 143.





Science Tables – Wood-Framed

Virco's heavy-duty science tables feature a premium epoxy resin work surface or a durable Chemsurf® high-pressure laminate surface that's both chemical and acid-resistant. Wood-framed science tables are available with 30" fixed-height legs.

TOP SIZE	EPOXY RESIN FIXED HEIGHT 30"	CHEMSURF FIXED HEIGHT 30"
24" x 48"	SCI244830EP	SCI244830CSAE
24" x 54"	SCI245430EP	SCI245430CSAE
24" x 60"	SCI246030EP	SCI246030CSAE
30" x 60"	SCI306030EP	SCI306030CSAE



Science Tables – Steel-Framed

Virco's steel-framed science tables come in several top sizes and are available in fixed-height, adjustable-height and adjustable-height with casters. Choose from specialty 1½" thick Chemsurf or 1" thick epoxy resin tops for science labs and experiments.



TOP SIZE	EPOXY RESIN FIXED HEIGHT 30"	CHEMSURF FIXED HEIGHT 30"	CHEMSURF ADJ 24"-34"	CHEMSURF ADJ W/ CASTERS
18" x 72"	S187230EP	S187230CSAE	S1872CSADJAE	S1872CSADJCAE
20" x 60"	S206030EP	S206030CSAE	S2060CSADJAE	S2060CSADJCAE
24" x 54"	S245430EP	S245430CSAE	S2454CSADJAE	S2454CSADJCAE
24" x 60"	S246030EP	S246030CSAE	S2460CSADJAE	S2460CSADJCAE
30" x 60"	S306030EP	S306030CSAE	S3060CSADJAE	S3060CSADJCAE
30" x 72"	S307230EP	S307230CSAE	S3072CSADJAE	S3072CSADJCAE
36" x 72"	S367230EP	S367230CSAE	S3672CSADJAE	S3672CSADJCAE

OPTIONS: **CHRM** CHROME APRON LEGS

Chemical-Resistant Science Table Tops



Epoxy Resin Top

Virco's most durable science table top, a 1" thick epoxy resin top, provides superior resistance to abrasion, lab chemicals, acid, heat and moisture.



Chemsurf Top with Sure Edge

Chemsurf high-pressure laminate work surfaces, Virco's mid-grade science table top, provide heat and chemical resistance and are also acid-resistant and water-resistant.

Science Lab Demonstration Table

SCISINKDEMO

Virco's lab demonstration center includes a two-sided mirror/ marker board as well as a sink with a hand-pump faucet, and a chemical resistant top. There are four locking drawers, two cupboard spaces, and swivel casters for mobility. The unit measures 54"W x 30"D x 36"H".



Tetra™ Series – Tables

Tetra Series tables can serve as an everyday workstation or be customized to suit the needs of a fast-paced computer lab or seminar training room. Choose from a 26" to 34" adjustable-height or a 30" fixed-height. Optional configurations include one, two or three desktop grommets for wire management.



20" Deep

TOP SIZE	ADJ HEIGHT 26"-34"	FIXED 30"
20" x 32"	TR2032ADJ	TR203230
20" x 36"	TR2036ADJ	TR203630
20" x 42"	TR2042ADJ	TR204230
20" x 48"	TR2048ADJ	TR204830
20" x 54"	TR2054ADJ	TR205430
20" x 60"	TR2060ADJ	TR206030
20" x 72"	TR2072ADJ	TR207230
20" x 84"	TR2084ADJ	TR208430
20" x 96"	TR2096ADJ	TR209630

24" Deep

TOP SIZE	ADJ HEIGHT 26"-34"	FIXED 30"
24" x 36"	TR2436ADJ	TR243630
24" x 42"	TR2442ADJ	TR244230
24" x 48"	TR2448ADJ	TR244830
24" x 54"	TR2454ADJ	TR245430
24" x 60"	TR2460ADJ	TR246030
24" x 72"	TR2472ADJ	TR247230
24" x 84"	TR2484ADJ	TR248430
24" x 96"	TR2496ADJ	TR249630

30" Deep

TOP SIZE	ADJ HEIGHT 26"-34"	FIXED 30"
30" x 36"	TR3036ADJ	TR303630
30" x 42"	TR3042ADJ	TR304230
30" x 48"	TR3048ADJ	TR304830
30" x 54"	TR3054ADJ	TR305430
30" x 60"	TR3060ADJ	TR306030
30" x 72"	TR3072ADJ	TR307230

36" Deep

TOP SIZE	ADJ HEIGHT 26"-34"	FIXED 30"
36" x 36"	TR3636ADJ	TR363630
36" x 42"	TR3642ADJ	TR364230
36" x 48"	TR3648ADJ	TR364830
36" x 54"	TR3654ADJ	TR365430
36" x 60"	TR3660ADJ	TR366030
36" x 72"	TR3672ADJ	TR367230

Tetra™ Series – Accessories



BHPEG1 - Backpack hanger for Tetra Series tables

MODESTY PANELS

Available in various lengths to accommodate all Tetra Series tables.



Additional accessories are listed on page 143.

Tilt-Top Training Tables

Virco Tilt-Top Training Tables deliver space-saving solutions and flexibility with tables that fold vertically, roll away, and neatly nest together for easy storage. Models feature a perforated steel modesty panel and high-pressure laminate work surface with two in-surface grommets. Tables come in a 30" fixed height with casters for quick mobile set ups.



TOP SIZE	FIXED HEIGHT 30"
24" x 60"	VTT2460
24" x 72"	VTT2472

Makerspace Series – Tables

Makerspace Series tables, designed for hands-on learning environments, offer a wide assortment of medium-duty tables, all with a swap out work surface. Surface options include a standard 3/4" laminate plywood core, or an unfinished, non-laminate, raw plywood work surface. Top heights include a 30" fixed-height, a 25" to 33" adjustable-height and a 33" to 41" adjustable stand-up height.

OPTIONS:

- L** LAMINATE TOP
- ADJ** ADJUSTABLE LEGS

OPTIONAL ACCESSORIES:

VSCPSP - Seven-outlet power strip with surge protection attached to an unfinished plywood panel.



BHPEG1 - Backpack hanger for Makerspace Series tables

TOP SIZE	ADJ HEIGHT 25"-33"	FIXED HEIGHT 30"
20" x 36"	VSC2036ADJ	VSC203630U
20" x 48"	VSC2048ADJ	VSC204830U
20" x 60"	VSC2060ADJ	VSC206030U
24" x 36"	VSC2436ADJ	VSC243630U
24" x 48"	VSC2448ADJ	VSC244830U
24" x 60"	VSC2460ADJ	VSC246030U
24" x 72"	VSC2472ADJ	VSC247230U
24" x 84"	VSC2484ADJ	VSC248430U
30" x 48"	VSC3048ADJ	VSC304830U
30" x 60"	VSC3060ADJ	VSC306030U
30" x 72"	VSC3072ADJ	VSC307230U
30" x 84"	VSC3084ADJ	VSC308430U
30" x 96"	VSC3096ADJ	VSC309630U
36" x 48"	VSC3648ADJ	VSC364830U
36" x 60"	VSC3660ADJ	VSC366030U
36" x 72"	VSC3672ADJ	VSC367230U
36" x 84"	VSC3684ADJ	VSC368430U
36" x 96"	VSC3696ADJ	VSC369630U



TOP SIZE	ADJ STAND-UP HEIGHT 33"-41"
24" x 48"	VSC2448ADJUSU
24" x 54"	VSC2454ADJUSU
24" x 60"	VSC2460ADJUSU
24" x 72"	VSC2472ADJUSU
30" x 48"	VSC3048ADJUSU
30" x 54"	VSC3054ADJUSU
30" x 60"	VSC3060ADJUSU
30" x 72"	VSC3072ADJUSU



Wood Early Learning Tables

Virco's specialty tables include traditional wood tables for early learning environments.



ECT2424LO18
24" x 24" square hardwood table with 18" fixed top-height.



ECT2424LO
24" x 24" square hardwood table with 22" fixed top-height.



ECT30RLO
30" round hardwood table with 22" fixed top-height.

Art Tables

Virco's adjustable and fixed-height art tables help facilitate creative activities in any classroom.



ART4260
Art table with plastic laminate work surface and solid maple frame. 60"W x 42"D x 30"H.



ART4260ADJ
Art table with plastic laminate work surface. 60"W x 42"D x 27"-39"H.



ART243636
Split top drafting table with high-pressure laminate work surface and wood frame. 36"W x 24"D x 36"H.

Library Tables

Virco's library tables provide the ideal area for studying, reading and collaborating. Tables are available in round or rectangular shapes with high-pressure laminate work surfaces.



MODEL	SIZE	
LIB3060	60"W x 30"D x 29"H	
LIB3660	60"W x 36"D x 29"H	
LIB3672	72"W x 36"D x 29"H	
LIB4848	48"W x 48"D x 29"H	
LIB48RLO	48" Round x 27"H	
LIB48R	48" Round x 29"H	
MODEL	SIZE	
LT3672	72"W x 36"D x 29"H	
LT48R	48" Round x 29"H	

CT Series – Hand-Crank Tables

CT Series tables feature high-pressure laminate work surfaces with an adjustable top-height of 27 $\frac{1}{2}$ " to 40 $\frac{1}{2}$ ", controlled by a hand-crank mechanism. The table can easily adjust from sitting to standing and is perfect for schools, training rooms or office spaces. Tables can be raised to accommodate a wheelchair.

TOP SIZE	ADJ HEIGHT 27 $\frac{1}{2}$ "-40 $\frac{1}{2}$ "
24" x 48"	CT24488ADJ
24" x 54"	CT24548ADJ
24" x 60"	CT24608ADJ
24" x 72"	CT24728ADJ
30" x 48"	*CT30488ADJ
30" x 54"	*CT30548ADJ
30" x 60"	*CT30608ADJ
30" x 72"	*CT30728ADJ
36" x 48"	*CT36488ADJ
36" x 54"	*CT36548ADJ
36" x 60"	*CT36608ADJ
36" x 72"	*CT36728ADJ



*This model can be assembled to comply with Federal ADA guidelines and standards.

Hand-Crank

Tables include a crank handle that can be inserted into either side of the frame to control height adjustment. When not in use, the handle can be stowed under the table's work surface.

Hinged Wire Trough (HWT) Series – Technology Tables

HWT Series technology tables feature a 6" deep wire trough with a hinged rear door for enhanced wire and cable management, delivering an uninterrupted work surface. Tables are available with a high-pressure laminate work surface and a 24" to 34" adjustable-height range.



TOP SIZE	ADJ HEIGHT 24"-34"
24" x 30"	HWT2430
24" x 36"	HWT2436
24" x 42"	HWT2442
24" x 48"	HWT2448
24" x 60"	HWT2460
24" x 72"	HWT2472
24" x 84"	HWT2484
24" x 48" x 48" x 24" (corner unit)	HWT52448
30" x 30"	HWT3030
30" x 36"	HWT3036
30" x 42"	HWT3042
30" x 48"	HWT3048
30" x 60"	HWT3060
30" x 72"	HWT3072
30" x 84"	HWT3084
30" x 48" x 48" x 30" (corner unit)	HWT53048

Hinged Wire Trough (HWT) Series – Accessories



BHPEG2 - Backpack hanger for Hinged Wire Trough Series tables



CPUCADDY - Mobile CPU holder. 19 $\frac{1}{4}$ "W x 10 $\frac{3}{4}$ "D x 10 $\frac{1}{2}$ "H. A cable lock is included with each unit to secure the CPU holder to a table leg. Supports a computer that is between 3" and 8" wide.



FTTCPU - Adjustable CPU holder, 12 $\frac{1}{4}$ "W x 1 $\frac{1}{2}$ "D x 16"H. Can support a computer that is 2 $\frac{1}{2}$ " to 8 $\frac{1}{2}$ " wide and be positioned on the inside or outside of a table leg.

Flip-Top Technology Tables

Flip-Top Technology Tables feature a 6" deep locking flip-top compartment which secures cables, surge protectors and wires beneath the work surface. With rectangular high-pressure laminate work surfaces that range in size from 30" to 84" wide, tables can accommodate one, two and three-student applications.



Single-Student



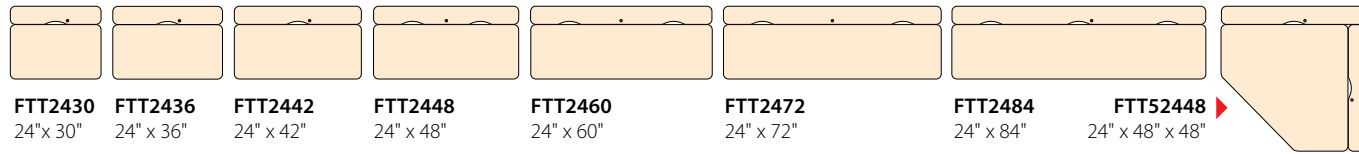
Two-Student



Three-Student

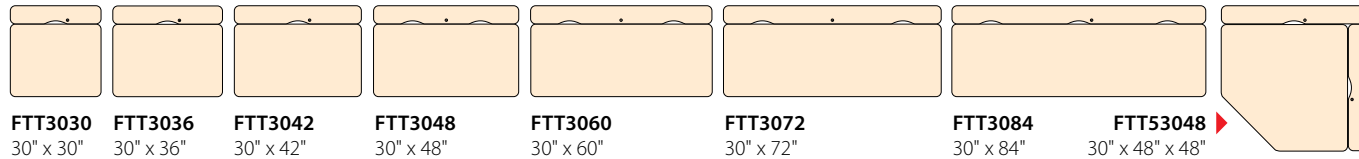
24" Deep Tables

18" deep work surface with a 6" deep flip-top and 24"-34" height range.



30" Deep Tables

24" deep work surface with a 6" deep flip-top and 24"-34" height range.



Single-student work stations have one wire management cut-out.

Two-student work stations have two wire management cut-outs.

Three-student work stations have three wire management cut-outs.

Single-student work station with two cut-outs.

OPTIONAL ACCESSORIES: KEYBOARD MOUSE TRAY, CPU CADDY, BACKPACK HANGER

For information on accessories see page 143.

Flip-Top Technology Tables – Features



Security

Each flip-top compartment locks for security.



Connectivity

A generous port at each end of the flip-top compartment enables the networking of tables with power and data lines.



Spacious

With 5½" of top-to-bottom storage capacity, 6" deep flip-top compartments provide lots of space for wires, cables and surge protectors.



Clean Design

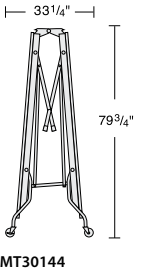
A subtly contoured cut-out at the rear of the work surface enables wires and cables to be routed into the flip-top compartment.





MT Series – Mobile Cafeteria Tables

Virco's mobile tables feature specially designed torsion bars, providing smooth folding and unfolding, for quick space-saving storage or to transform a multi-purpose venue. Tables are available in a 29" fixed-height with a high-pressure laminate surface in round, rectangular, and octagonal shapes.



PVC T-mold edge banding for added safety. Optional Sure Edge finish available.

3 1/2" swivel casters have ball-bearing raceways for easy mobility.

Clearance between table tops helps prevent pinched fingers. Vertical hinges prevent food build-up.

Torsion bars facilitate the easy folding and unfolding of tables.

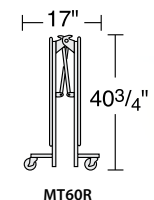
The 3/4" thick top construction features a high-pressure laminate surface, a high-density particleboard core, and a backing sheet to help prevent warping.

Z-channel apron is constructed of heavy-gauge steel.

An individual locking mechanism holds models in place when folded, enabling safer table movement.

Mobile Rectangle Tables

MODEL	TOP SIZE	
MT3096	30" x 96"	<input type="checkbox"/> <input type="checkbox"/>
MT30144	30" x 144"	<input type="checkbox"/> <input type="checkbox"/>



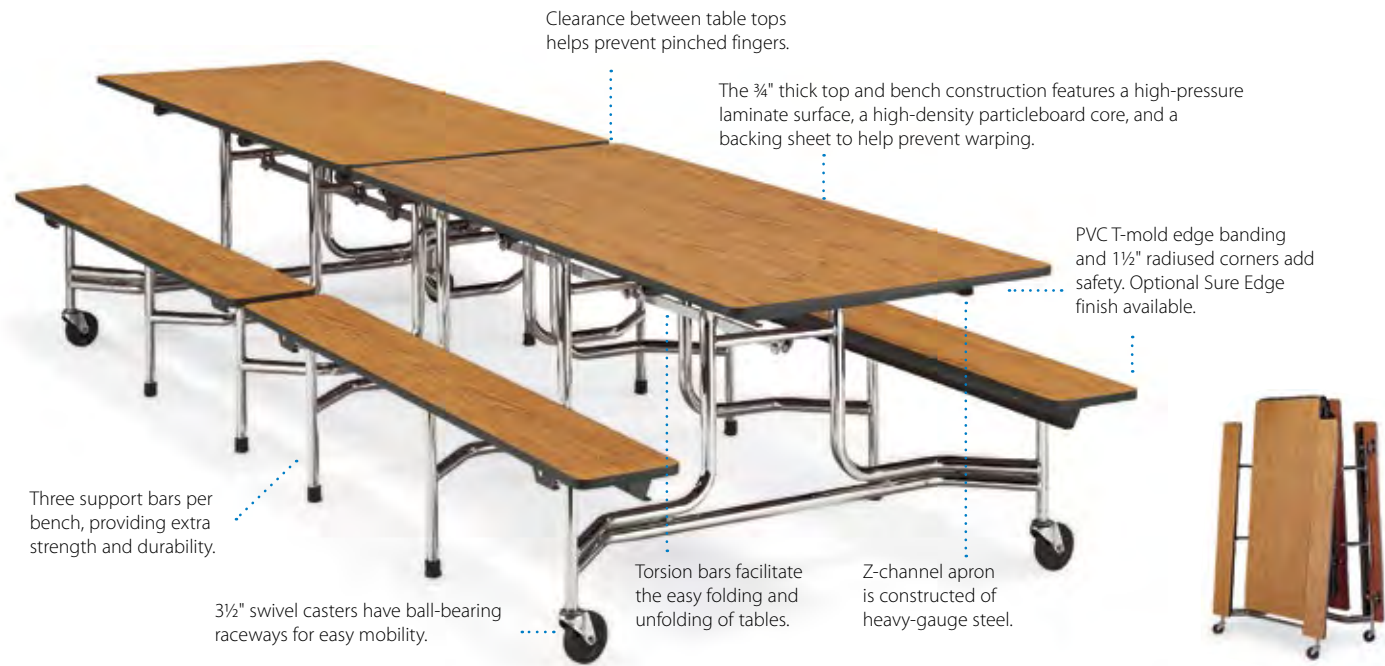
Mobile Oval Tables

MODEL	TOP SIZE	
MT48R	48" Round	<input type="checkbox"/>
MT60R	60" Round	<input type="checkbox"/>
MT72R	72" Round	<input type="checkbox"/>
MT60OCT	60" Octagonal	<input type="checkbox"/>

OPTIONS: **AE** SURE EDGE

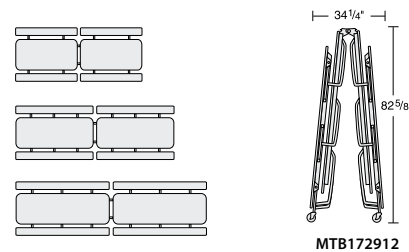
MTB Series – Mobile Bench Tables

Virco's mobile tables with built-in bench seating provide versatile and inviting cafeteria seating. Up-lock and down-lock mechanisms combined with heavy duty wheel assemblies allow for simple setting up and tearing down. Unique torsion bars allow users to fold and unfold bench tables safely and smoothly. Tables are available in round and rectangular shapes with a high-pressure laminate surface.



Mobile Rectangle Bench Tables

MODEL	SEAT HEIGHT	SEATS	TABLE HEIGHT	TOP SIZE
MTB15278	15"	8	27"	30" x 96"
MTB17298	17"	8	29"	30" x 96"
MTB152710	15"	12	27"	30" x 120"
MTB172910	17"	12	29"	30" x 120"
MTB152712	15"	12-16	27"	30" x 144"
MTB172912	17"	12-16	29"	30" x 144"



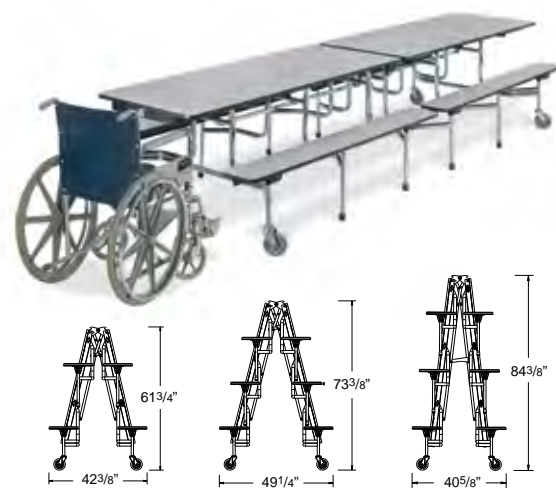
OPTIONS: **AE** SURE EDGE

ADA Compliant Mobile Rectangle Bench Stool Tables

MODEL	SEAT HEIGHT	SEATS	TABLE HEIGHT	TOP SIZE
MTB19318W	19"	8	31"	30" x 102"
MTB193110W	19"	10	31"	30" x 126"
MTB193112W	19"	12	31"	30" x 148"

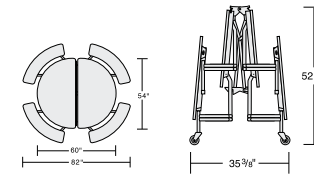
2 wheelchair spaces

Rectangular mobile bench and mobile stool tables are ADA-compliant and are designed to accommodate one wheelchair at either end.



Mobile Oval Bench Tables

MODEL	SEAT HEIGHT	SEATS	TABLE HEIGHT	TOP SIZE
MTBO15275	15"	8-12	27"	60" diameter
MTBO17295	17"	8-12	29"	60" diameter



OPTIONS: **AE** SURE EDGE

MTC Series – Convertible Bench Tables

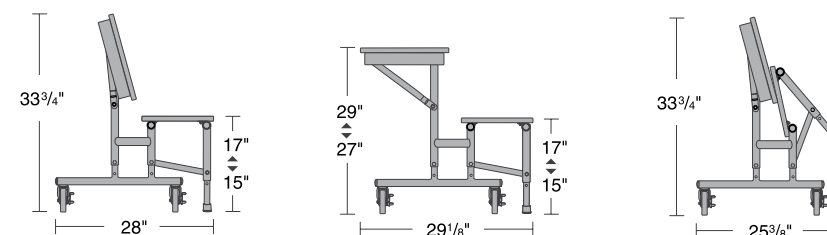
Virco's mobile convertible bench tables are easy to manage, store and maintain, allowing you to reconfigure your cafeteria lunchroom quickly from an eating area to a meeting space or auditorium. Tables easily transform from a table and bench configuration to a bench with a full backrest. Mobile bench tables feature a high-pressure laminate surface.



MODEL	BENCH HEIGHT	TABLE HEIGHT	SEATS AT 18" SPACING	SEATS AT 24" SPACING	TOP SIZE
MTC8	15" or 17"	25" or 27"	5	4	15" x 96"

OPTIONS: **AE** SURE EDGE **G** GANGING DEVICE

Bench, Table and Storage

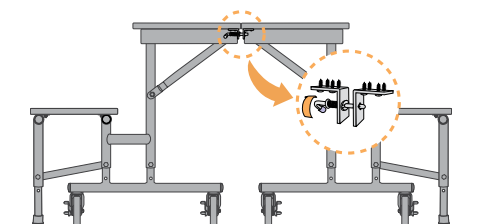


Virco's versatile convertible bench tables can provide bench-style seating with a continuous backrest.

Convertible bench tables can also work as smaller versions of Virco's mobile bench tables.

For storage, simply fold the convertible bench table into its closed position, then wheel it away.

Ganging Devices



Virco convertible bench tables can be ganged to create a two-sided bench table when tables are ordered with the factory-installed ganging device.

MTS Series – Mobile Stool Tables

Mobile stool tables deliver a safe, easy and mobile option for versatile cafeteria and lunchroom spaces. A specially designed torsion bar, automatic locking feature and 4 swivel casters allow tables to fold, unfold and transport effortlessly, neatly storing in a secure, upright position when not in use. Round stools feature a 13" diameter top and tables are available with a high-pressure laminate surface.



The 3/4" thick top construction features a high-pressure laminate surface, a high-density particleboard core, and a backing sheet to help prevent warping.

Clearance between table tops helps prevent pinched fingers.

Edges are protected by T-mold edge banding. Optional Sure Edge® finish available.

Virco's sturdy ABS plastic stools provide unparalleled strength and durability.



A torsion bar facilitates easy table folding and unfolding.

Each middle leg has a 1" rubber crutch tip, reinforced with steel inserts for longer wear.

3 1/2" swivel casters have ball-bearing raceways for easy mobility.

Each seat has its own direct-to-floor load-bearing column, providing its own support without cross members running in between seats.

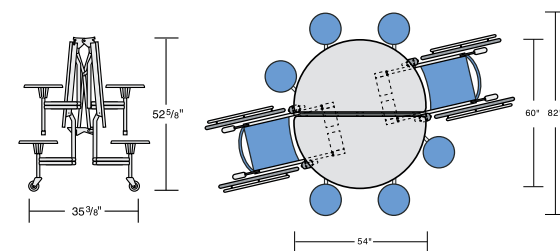
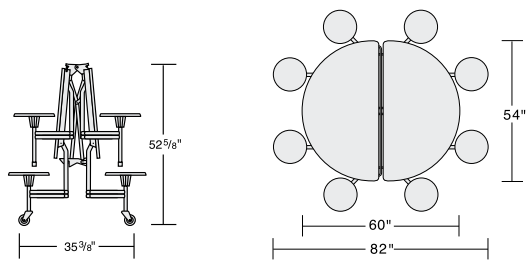
Mobile Oval Stool Tables

MODEL	SEAT HEIGHT	STOOLS	TABLE HEIGHT	TOP SIZE
MTSO152758	15"	8	27"	60" diameter
MTSO172958	17"	8	29"	60" diameter
MTSO193156W	19"	6	31"	60" diameter

2 wheelchair spaces



Oval mobile stool tables that are wheelchair accessible are designed to accommodate two wheelchairs on opposite sides of the table.



Virco's ABS plastic stools feature a multi-rib design and a die-cast aluminum mounting bracket for strength and durability. Stools are secured to their columns by an insert washer and a hex bolt with an aircraft lock nut.

Mobile Rectangle Stool Tables

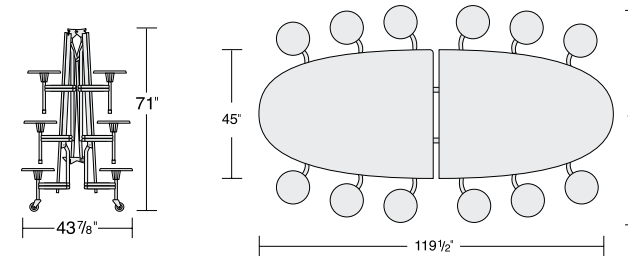
MODEL	SEAT HEIGHT	STOOLS	TABLE HEIGHT	TOP SIZE
MTS17291012	17"	12	29"	30" x 120"
MTS17291212	17"	12	29"	30" x 144"
MTS15271216	15"	16	27"	30" x 144"
MTS193188W	19"	8	31"	30" x 102"
MTS19311012W	19"	12	31"	30" x 126"
MTS19311212W	19"	12	31"	30" x 148"

2 wheelchair spaces



Mobile Ellipse Stool Tables

MODEL	SEAT HEIGHT	SEATS	TABLE HEIGHT	TOP SIZE
MTSE15271012	15"	12	27"	45" x 119 1/2"
MTSE17291012	17"	12	29"	45" x 119 1/2"



OPTIONS: SURE EDGE

Mobile Folding Table – Features



Clearance between table tops helps avoid pinched fingers.



Torsion bars help tables fold and unfold smoothly.



An up-lock mechanism holds tables in place while folded, and a down-lock mechanism holds tables in place when unfolded.



Tables feature a safety device that helps avoid pinched fingers during set-up. The device must be manually released before the table can be completely unfolded.

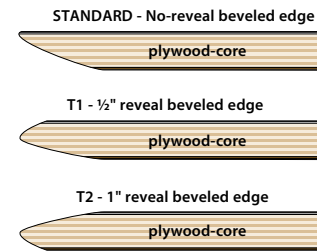


Tables roll on four 3 1/2" swivel casters, reducing marring and damage to floors.

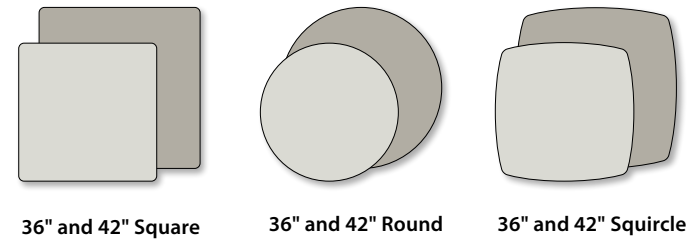
Civitas® Series – Table Tops

Civitas Series table tops are available in a selection of round, square and squircle shapes with a 3/4" plywood-core high-pressure laminate surface and various edge stylings. Pair with numerous base styles from the Civitas or Lunada Series to create a fresh look in any café or dining hall.

CIVITAS EDGE STYLES



CIVITAS TOP SHAPES



MODEL	TOP SIZE/SHAPE
C36R	36" Round
C36SL	36" Squircle
C36SQ	36" Square
C42R	42" Round
C42SL	42" Squircle
C42SQ	42" Square
C48R	48" Round
C48SL	48" Squircle
C48SQ	48" Square
C60R	60" Round
C60SL	60" Squircle
C60SQ	60" Square

Civitas® Series – Table Bases

Civitas Series tables bases are available in two stylings – an arched outer 4-leg base and the tulip base – which are all available in three top heights from 30" fixed-height to 41" standing fixed-height. Civitas bases can be combined with an array of Virco café table tops to add contemporary style any café, lounge or social hall.



4-Leg Bases

MODEL	TABLE HEIGHT	TOP OPTIONS
CF30	30"	C36R, C36SL, C36SQ, C42R, C42SL, C42SQ, C48R, C48SL, C48SQ, C60R, C60SL, C60SQ, U36R, U3636, U42R, U4242, U48R OR U60R.
CF36	36"	C36R, C36SL, C36SQ, C42R, C42SL, C42SQ, C48R, C48SL, C48SQ, C60R, C60SL, C60SQ, U36R, U3636, U42R, U4242, OR U48R
CF41R36	41"	C36R, C36SL, C36SQ, U36R, U3636
CF41R42	41"	C42R, C42SL, C42SQ, U42R, U4242



Tulip Bases

MODEL	TABLE HEIGHT	TOPS OPTIONS
CT30	30"	C36R, C36SL, C36SQ, C42R, C42SL, C42SQ, U36R, U3636, U42R, U4242
CT36	36"	
CT41	41"	

OPTIONS: **C** CASTERS

Casters are available with Civitas 4-Leg Bases only.

Café Table Tops

Virco's café table tops feature a 1 1/8" particleboard core high-pressure laminate surface with a protective T-mold banding and backing sheet, which helps to prevent warping. When combined with our pedestal bases, these tops provide outstanding service in student lounges, restaurants, hospitality settings and related venues.



MODEL	TOP SIZE/SHAPE
U2424	24" Square
U2430	24" x 30"
U3030	30" Square
U3042	30" x 42"
U3048	30" x 48"
U3636	36" Square
U4242	42" Square
U24R	24" Round
U30R	30" Round
U36R	36" Round
U42R	42" Round
U48R	48" Round

Café Table Bases

Virco's easily-assembled café table bases readily accommodate an array of Virco tops. All bases feature a sturdy 3" diameter column and nylon-base glides which adjust to level bases on uneven floors. Choose from steel or one-piece cast-iron bases with round, x-shaped or bi-point base stylings.

664 Bases

664 models have a steel column and die-cast aluminum feet. Durable nylon glides adjust to level bases on uneven floors.



MODEL	BASE DIAMETER	TABLE TOP HEIGHT	TOP OPTIONS
66422	22"	29"	U24R, U2424, U30R
66433	33"	29"	U36R, U3636, U42R, U4242, U48R, C36R, C36SL, C36SQ, C42R, C42SL, C42SQ,

668 Bases

668 models, equipped with a durable x-shaped, cast-iron base, provide superior stability and an elegant design.



MODEL	BASE DIAMETER	TABLE TOP HEIGHT	TOP OPTIONS
66822	22"	29"	U24R, U2424, U30R
66833	33"	29"	U36R, U3636, U42R, C36R, C36SL, C36SQ, C42R
66833SU	33"	42"	U36R, U3636, U42R, C36R, C36SL, C36SQ, C42R
6682230	22" x 30"	29"	U24R, U2424, U2430, U30R

638 Bases

638 models feature a 3" diameter column and a round cast-iron base, which offer stability and a small footprint.



MODEL	BASE DIAMETER	TABLE TOP HEIGHT	TOP OPTIONS
63817	17"	30"	U24R, U2424
63822	22"	30"	U30R, U3030, U36R
63822SU	22"	43"	U30R, U3030, U36R

669 Bases

669 models feature a bi-point, cast-iron base with a space-saving 20" spread. Single bases may be used with tables having one wall-mounted edge.



MODEL	BASE DIAMETER	TABLE TOP HEIGHT	TOP OPTIONS
66920	20"	29"	U2430, U3030, U3042, U3048



Lunada® Series – Seminar Tables

Lunada Series seminar tables offer contemporary styling and easy assembly for conference, classroom and seminar settings. Tables feature a high-pressure laminate work surface and sturdy yet stylish, die-cast aluminum bi-point feet. Tables have a fixed-height of 29" and work surface lengths range from 48" to 96", easily accommodating two to six people.



22" Deep

TOP SIZE	MODEL
22" x 60"	LTS2260829
22" x 72"	LTS2272829
22" x 84"	LTS2284829
22" x 96"	LTS2296829

24" Deep

TOP SIZE	MODEL
24" x 60"	LTS2460829
24" x 72"	LTS2472829
24" x 84"	LTS2484829
24" x 96"	LTS2496829

30" Deep

TOP SIZE	MODEL
30" x 48"	LTS3048829
30" x 54"	LTS3054829
30" x 60"	LTS3060829
30" x 72"	LTS3072829
30" x 84"	LTS3084829
30" x 96"	LTS3096829

36" Deep

TOP SIZE	MODEL
36" x 54"	LTS3654829
36" x 60"	LTS3660829
36" x 72"	LTS3672829
36" x 84"	LTS3684829
36" x 96"	LTS3696829
36" x 72" racetrack	LTS36728RT29

OPTIONS: GR GROMMET(S)

Lunada® Series – Café Table Bases

Lunada Series café table bases, developed by award-winning designer Peter Glass, combine contemporary styling with easy assembly. Choose from x-shaped or bi-point base styles, both featuring sturdy die-cast aluminum foot construction and heavy-gauge steel columns. Top heights range in size from 29" fixed-height to 41" standing fixed-height.



Three Heights

Virco table bases can be ordered to enable three table heights. In addition to our models which provide a standard 29" table top height, additional models are available for mid-height use and models for 41" stand-up height table tops.

MODEL	BASE DIAMETER	TABLE TOP HEIGHT	TOP OPTIONS
66129	29"	29"	U30R, U3030, U36R, U3636, C36R, C36SL, C36SQ
66133	33"	29"	U36R, U3636, U42R, C36R, C36SL, C36SQ, C42R, C42SL, C42SQ
6613336	33"	36"	U36R, U3636, U42R, C36R, C36SL, C36SQ, C42R, C42SL, C42SQ
6613341	33"	41"	U36R, U3636, U42R, C36R, C36SL, C36SQ, C42R
66140	40"	29"	U42R, U4242, U48R, C42R, C42SL, C42SQ, C48R, C48SL, C48SQ
6614036	40"	36"	U42R, U4242, U48R, C42R, C42SL, C42SQ, C48R
6614041	40"	41"	U42R, U4242, U48R, C42R, C42SL, C42SQ, C48R
66222 (bi-point)	22"	29"	U2430, U3030, U3042, U3048
66229 (bi-point)	29"	29"	U3042, U3048

OPTIONAL ACCESSORIES:



66GLD

Glide kit containing four glides in various color options.

6000 Series – Folding Tables

6000 Series folding tables feature a 3/4" particleboard core with a fused-on melamine top and a straight-leg style for a clean, simple look. All tables are strengthened by a steel support apron and have a patented Safe Edge® that helps hands and fingers avoid cuts and scratches. When the table is not in use, a spring clip locks table legs in a folded position. Our patented corner supports give the top surface added protection while stacking.



MODEL	TOP SIZE	
601860	18" x 60"	
601872	18" x 72"	
601896	18" x 96"	
602448	24" x 48"	
602460	24" x 60"	
602472	24" x 72"	
602496	24" x 96"	
603060	30" x 60"	
603072	30" x 72"	
603096	30" x 96"	
603672	36" x 72"	
603696	36" x 96"	
6060R	60" Round	

62000 Series – Folding Tables

62000 Series folding tables feature a 3/4" plywood top and are supported by a steel apron and have a patented Safe Edge® that helps hands and fingers avoid cuts and scratches. High-impact stacking bumpers give the top surface added protection and a spring clip locks table legs in a folded position when not in use.



MODEL	TOP SIZE	
621872	18" x 72"	
621896	18" x 96"	
623072	30" x 72"	
623096	30" x 96"	
623672	36" x 72"	
623696	36" x 96"	
6260R	60" Round	

Core-a-Gator® Series – Commercial-Grade Lightweight Folding Tables

Core-a-Gator Series lightweight folding tables are easy to transport, simple to set up and engineered for the long haul. Its patented design features rugged ABS plastic corrugated center, an extruded aluminum frame, and an innovative leg-locking mechanism for easy and dependable operation.

Whether you need folding tables to create temporary arrangements or remain set-up for everyday use, Core-a-Gator tables provide a durable yet lightweight solution to meet the needs of any active facility.



24", 30" and 36" Deep Fixed-Height Rectangular Tables

Wishbone style leg.

MODEL	TOP SIZE	WEIGHT
612472	24" x 72"	39 lbs
612496	24" x 96"	47 lbs
613060	30" x 60"	39 lbs
613072	30" x 72"	45 lbs
613096	30" x 96"	54 lbs
613672	36" x 72"	50 lbs
613696	36" x 96"	61 lbs



60", 66" and 72" Diameter Fixed-Height Round Tables

Straight leg style.

MODEL	TOP SIZE	WEIGHT
6160R	60" Round	55 lbs
6166R	66" Round	63 lbs
6172R	72" Round	68 lbs



60" and 72" Adjustable-Height Half-Round Tables

Adjustable height legs from 21" to 30"H.

MODEL	TOP SIZE	WEIGHT
6160HR	60" Half Round	40 lbs
6172HR	72" Half Round	44 lbs

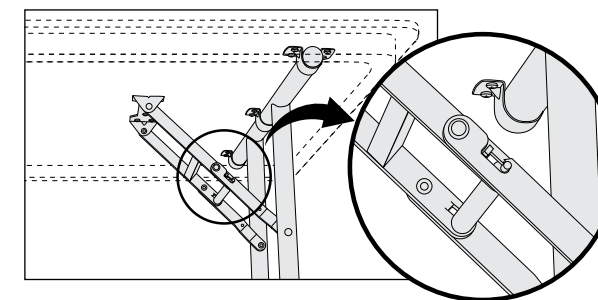


18" Deep Fixed-Height Rectangular Tables

C-leg style.

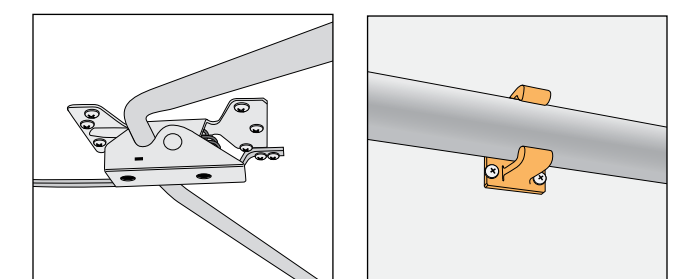
MODEL	TOP SIZE	WEIGHT
611872	18" x 72"	34 lbs
611896	18" x 96"	40 lbs

Locking Mechanism for Wishbone and C-Leg Designs



Virco's patented locking mechanism adds strength, security and convenience to our wishbone and C-leg designs. When setting up tables, simply unfold each leg with an outward motion to extend the hinges and engage the gravity-lock pin. To return legs to a folded position, set the table on its side and push the gravity-lock pin toward the table top, disengaging the pin from its locked position and allowing you to easily complete the folding process.

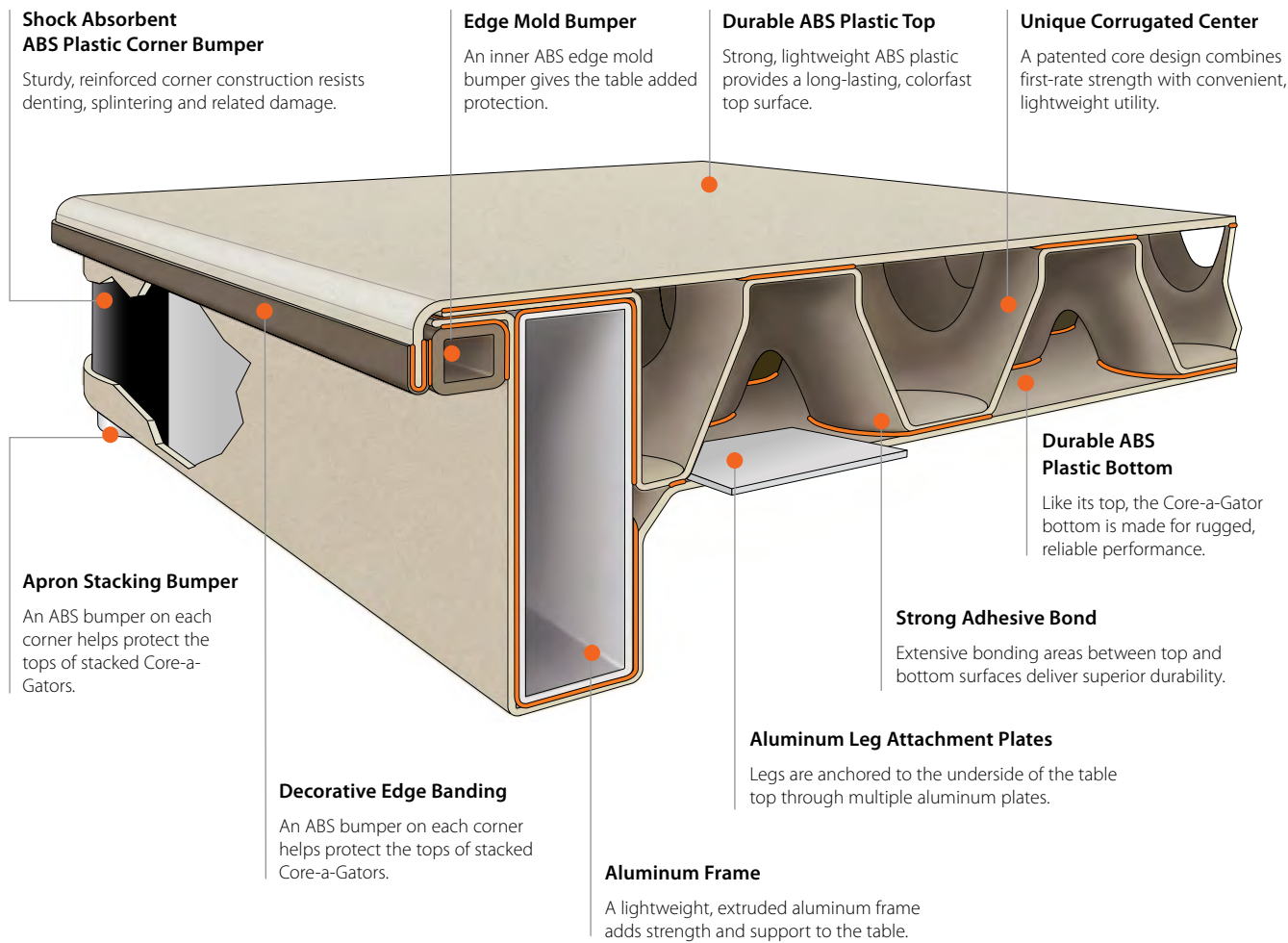
Round Table Leg Features



Round Core-a-Gator tables have a convenient spring clip mechanism that securely locks unfolded legs in position (left). Folded legs are held in place by injection-molded retention clamps for safe transport and storage (right).



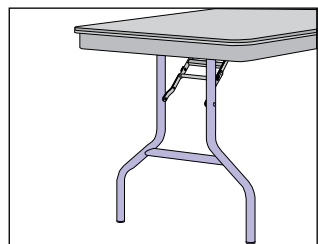
The Core-a-Gator® Advantage



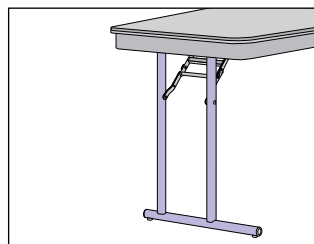
Core-a-Gator® Leg Features

All 24", 30" and 36" deep Core-a-Gator® models are equipped with Virco's heavy-duty wishbone-style legs. Narrower 18" tables come with strong, high-performance C-legs. Round models feature a sturdy straight leg design. Adjustable height legs are featured on half-round models. Each of these leg styles gives you more room to comfortably stretch your own legs beneath Core-a-Gator tables.

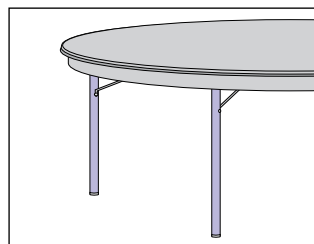
Wishbone Leg



C-leg



Straight Leg



Adjustable-Height Leg

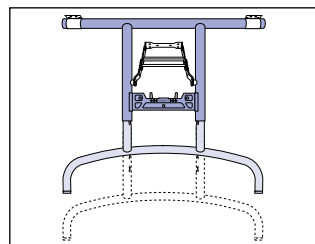
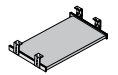
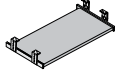
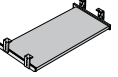
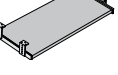
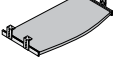




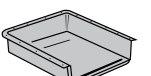
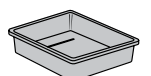


Table Accessories

Consult with Virco's Customer Service Department before ordering accessories for mounting beneath a work surface.



COMPUTER ACCESSORIES

-  **TKBMT19** – Retractable rectangle 15" x 19¼" keyboard mouse tray mounts underneath the work surface.
-  **TKBMT24** – Retractable rectangle 15" x 24¾" keyboard mouse tray mounts underneath the work surface.
-  **TKBMT27** – Retractable rectangle 15" x 27¼" keyboard mouse tray mounts underneath the work surface.
-  **TKBMT29** – Retractable rectangle 15" x 29" keyboard mouse tray mounts underneath the work surface.
-  **TKBMT27** – Retractable curved 12" x 27" keyboard mouse tray mounts underneath the work surface.
-  **CPUCADDY** – Mobile CPU holder measures 19¾"W x 10¾"D x 10¾"H and can accommodate a CPU between 3" to 8" in width. A cable lock is included with each unit to secure the CPU holder to a table leg.
-  **FTTCPU** – Adjustable CPU holder dedicated for Flip-Top Technology Tables. Measures 12¼"L x 10½"W x 16"H and can be positioned on the inside or the outside of a table leg while supporting a CPU ranging from 2½" to 8½" wide.




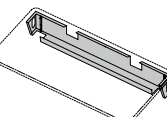
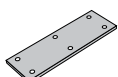
STORAGE

-  **UBOOK** – Plastic book box measuring 15½"W x 14"D x 4½"H.
-  **UTOTE** – Plastic tote tray measuring 12"W x 16"D x 4"H. Metal runners measure 1½"W x ¾"D x 13½"L.
-  **BHPEG1** – Backpack hanger for Makerspace and Tetra Tables
-  **BHPEG2** – Backpack hanger for Flip-Top Technology and Hinged Wire Trough Tables

POWER/COMMUNICATIONS

-  **T762ELECT** – A 12-foot cord power strip with diagnostic LEDs features seven outlets and exceeds IEEE 587 category A & B surge suppression specifications.
-  **NACR** – In-surface power/data port pops up when needed and conveniently closes shut when not in use. Includes two power and four USB outlets with a 6-foot power cord.

WIRE MANAGEMENT

-  **GR1, GR2, GR3** – One, two or three factory installed 6½" x 3" ABS plastic grommet(s) with a hinged lid(s).
-  **UGRMT27** – Grommet kit including two 2¾" grommet covers with matching sleeves. Table drilling and grommet installation to be done by customer.
-  **UGRMT35** – Grommet kit including two 3½" grommet covers with matching sleeves. Table drilling and grommet installation to be done by customer.
-  **TWMP36, TWMP48, TWMP60 and TWMP72** – Dedicated 4000 Series tables wire management panels, featuring 5" wide cable troughs and two 7" x 2" mounting cutouts, neatly and efficiently route power and communications cables beneath work surfaces. Individual TWMP models fit the following table sizes: TWMP36 for 36" rectangular tables; TWMP48 for 48" rectangle tables; TWMP60 for 60" rectangle tables; TWMP72 for 72" rectangle tables.
-  **UGANG** – Connecting tie plate kit provides firm, semi-permanent connections between adjoining tables or shelves. Each pack contains 2 steel tie plates and 12 screws.

STORAGE

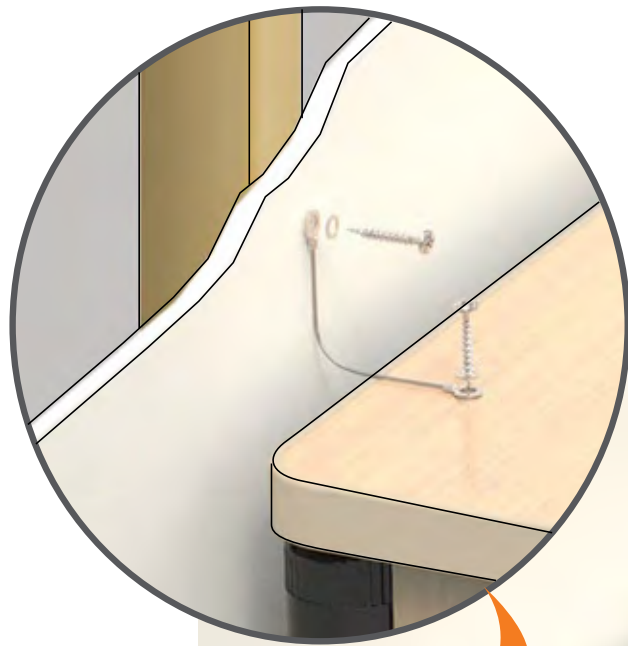
Virco's versatile storage solutions provide organization from the classroom to the boardroom. Traditional wood or sturdy metal bookcases feature adjustable shelves and a variety of sizes and configurations, while mobile storage cabinets deliver maximum flexibility and convenience. Vertical and lateral filing systems offer locking drawers that fully extend to easily find documents and keep them secure. A range of stylish and functional presentation towers and media carts allows educators to organize and store learning materials while providing an effective place to deliver presentations. And because storage space is often as dynamic as the task on hand, many styles can add casters for easy movement from place to place.



i Tip-Over Prevention

Furniture tip-overs can cause serious injuries; for your safety, **ALL BOOKCASES 60" TALL AND OVER MUST BE SECURELY ANCHORED TO A WALL** with the provided safety restraints.

All Virco bookcases 60" tall and over include a Safety Restraint Kit which provides a safety lanyard, hardware and assembly instructions.



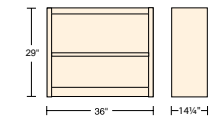
Attach lanyard to wall studs and bookcase top surface. This safety measure applies to solid wood, laminated wood and metal bookcases over 60" high.



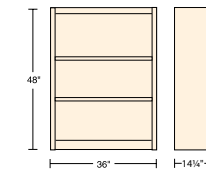
Plateau® Series – Bookcases

Plateau Series heavy-duty, yet stylish bookcases feature adjustable-height steel shelves, fully welded steel frames, and durable laminated top and side panels. Bookcases measure 14¼" deep and are available in either 36" or 48" widths. All models are equipped with 11" deep shelves that adjust in ½" increments.

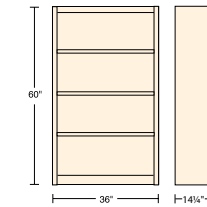
i 60", 72" and 84" high bookcases must be anchored to a wall. See page 146 for details.



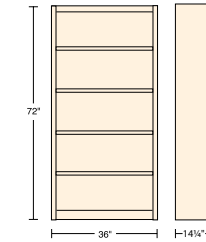
PTBC2936
36"W x 29"H bookcase with two shelves (one adjustable shelf).



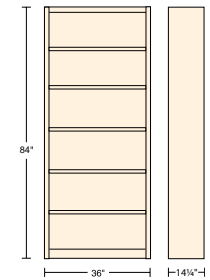
PTBC4836
36"W x 48"H bookcase with three shelves (two adjustable shelves).



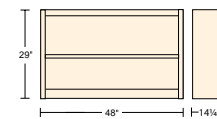
PTBC6036
36"W x 60"H bookcase with four shelves (three adjustable shelves).



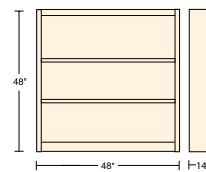
PTBC7236
36"W x 72"H bookcase with five shelves (four adjustable shelves).



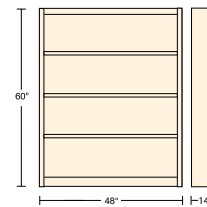
PTBC8436
36"W x 84"H bookcase with six shelves (five adjustable shelves).



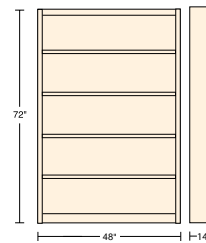
PTBC2948
48"W x 29"H bookcase with two shelves (one adjustable shelf).



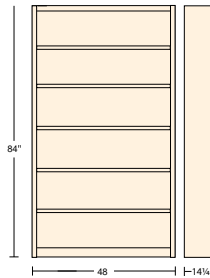
PTBC4848
48"W x 48"H bookcase with three shelves (two adjustable shelves).



PTBC6048
48"W x 60"H bookcase with four shelves (three adjustable shelves).



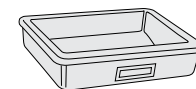
PTBC7248
48"W x 72"H bookcase with five shelves (four adjustable shelves).



PTBC8448
48"W x 84"H bookcase with six shelves (five adjustable shelves).



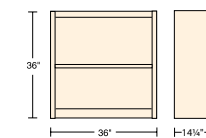
OPTIONS:



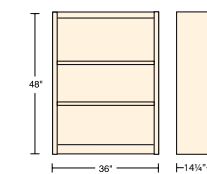
TT1412
14½"W x 11½"D x 3"H Tote Tray.

Steel-Frame Bookcases

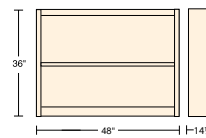
Steel-frame bookcases are engineered for the long haul and available in a variety of heights. Sturdy steel frames give these bookcases superior strength and durability. Bookcases measure 14¼" deep, feature 11" deep adjustable-height shelves that adjust in ½" increments and are available in either 36" or 48" widths.



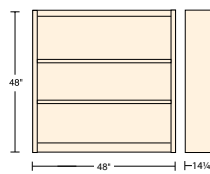
2BC3636
36"W x 36"H bookcase with two shelves (one adjustable shelf).



2BC3648
36"W x 48"H bookcase with three shelves (two adjustable shelves).



2BC4836
48"W x 36"H bookcase with two shelves (one adjustable shelf).

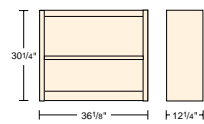


2BC4848
48"W x 48"H bookcase with three shelves (two adjustable shelves).

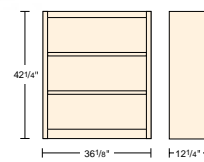
Metal Bookcases

Metal bookcases feature sturdy steel frames, giving these bookcases superior strength and durability. Bookcases measure 12¼" deep and are available in five stationary models with a range of 30", 42", 52", 72" and 84" heights. All models feature 11" x 35" steel shelves that adjust in ½" increments.

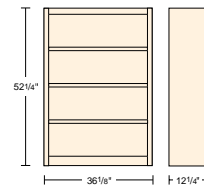
i 72" and 84" high bookcases must be anchored to a wall. See page 146 for details.



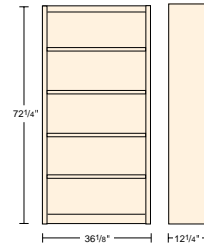
BCM3630
36⅛"W x 30¼"H bookcase with two shelves (one adjustable shelf).



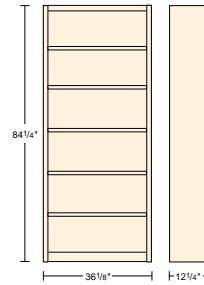
BCM3642
36⅛"W x 42¼"H bookcase with three shelves (two adjustable shelves).



BCM3652
36⅛"W x 52¼"H bookcase with four shelves (three adjustable shelves).



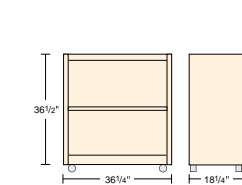
BCM3672
36⅛"W x 72¼"H bookcase with five shelves (four adjustable shelves).



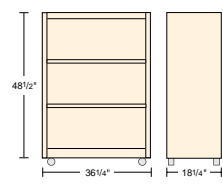
BCM3684
36⅛"W x 84¼"H bookcase with six shelves (five adjustable shelves).

Mobile Metal Bookcases

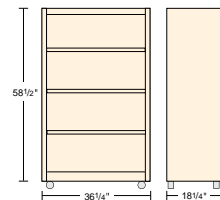
Mobile metal bookcases are equipped with four 5" swivel casters, two locking and two non-locking, and 17" x 35" steel shelves that adjust in ½" increments. Bookcases measure 18¼" deep and feature sturdy steel frames which offer superior strength and durability.



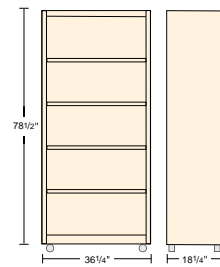
BCMCAST3635
36¼"W x 36½"H bookcase with two shelves (one adjustable shelf).



BCMCAST3648
36¼"W x 48½"H bookcase with three shelves (two adjustable shelves).



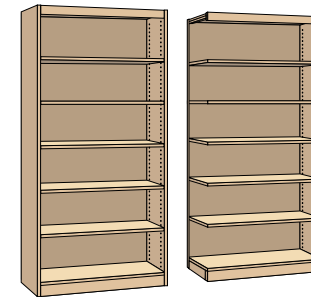
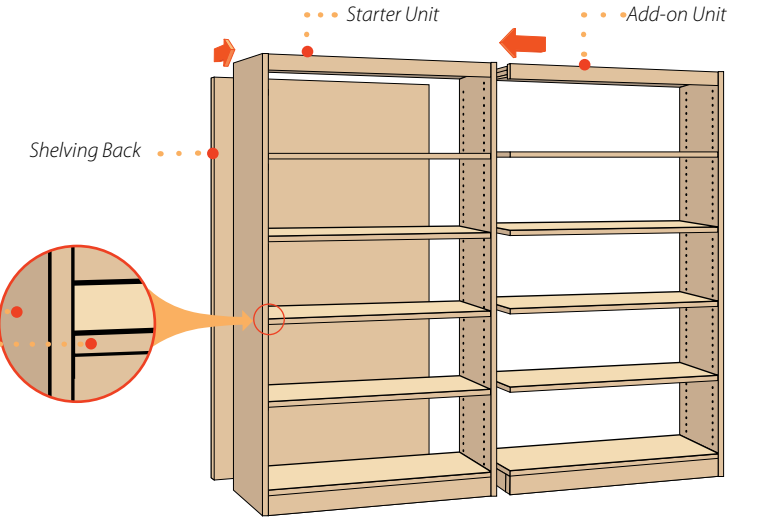
BCMCAST3658
36¼"W x 58½"H bookcase with four shelves (three adjustable shelves).



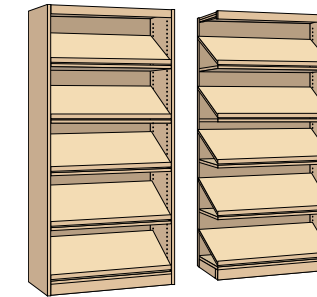
BCMCAST3678
36¼"W x 78½"H bookcase with five shelves (four adjustable shelves).

Library Shelving Systems

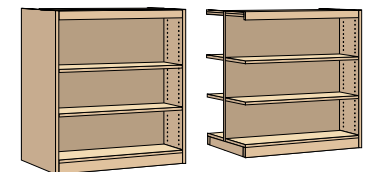
Library shelving systems include single-faced starter units that come in 60", 72" and 82" high models; they can stand alone or be expanded with single-faced add-on units in three heights. A shelving back is available for all single-faced starters and add-ons.



LSS371282 (Starter)
Single-faced 82"H starter with six shelves (five adjustable); 37"W x 12"D x 82"H.



LPSS371282 (Starter)
Single-faced 82"H periodical library shelving starter with five shelves (four adjustable); 37"W x 12"D x 82"H.



LS2S372442 (Starter)
Double-faced library shelving with three shelves (two adjustable) per side; 37"W x 23¾"D x 42"H.

LSA361282 (Add-on)
Single-faced adder unit works with Model LSS371282; 36"W x 12"D x 82"H.

LPSA361282 (Add-on)
Single-faced adder unit works with Model LPSS371282; 36"W x 12"D x 82"H.

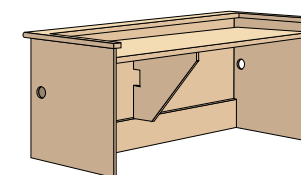
LS2A362442 (Add-on)
Adder unit to go with Model LS2S372442; 36"W x 24"D x 42"H.

LSB3682
Shelving back for 82"H shelving units (Models LPSS371282 and LPSA361282); 35¾"W x 81"H x ¼" thick.

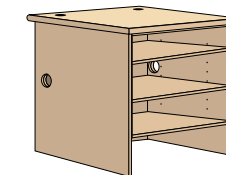
LS2P3642
Double-faced shelving partition for 42"H shelving units. (Models LS2S372442 and LS2A362442); 35¾"W x 41"H x ¼" thick.

Circulation Desk Components

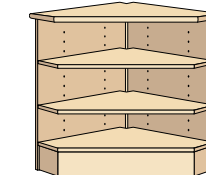
Circulation desk components feature sturdy particleboard work surfaces and a durable high-pressure laminate finish. Patron-side edges have solid oak bullnose banding that's flush with the thickness of the work surface. Work-side edges have a 1¼" thick solid oak edge band.




LPDU39
Double-width patron desk unit measures 72"W x 30"D x 39"H (work surface height is 29").



LSU39
Open shelf unit measures 36"W x 30"D x 39"H.



L9032
90-degree open shelf corner unit measures 33"W x 33"D x 32"H.



LEP39
Finished end panel measures 39"H.

Plateau® Series – Mobile Storage Cabinets with Optional Tote Trays

Plateau Series mobile storage cabinets feature a steel frame, laminated panel surfaces, tote tray rails and clear plastic tote trays (sold separately). These cabinets can accommodate up to thirty-six – 3" tote trays; eighteen – 6" tote trays; nine – 12" tote trays; or a combination of the various sizes. Cabinets are equipped with four 3" twin-wheel swivel casters with a brake.



PTMS5145CCBTT
Open-faced storage unit with cork board back; 45"W x 21"D x 51½"H.



PTMS5145CMBTT
Open-faced storage unit with marker board back; 45"W x 21"D x 51½"H.



PTMS5145CTT
Open-faced storage unit with laminated panels on back; 45"W x 21"D x 51½"H.

Mobile Storage Cabinets with Optional Tote Trays

Mobile storage cabinets with optional tote trays feature a steel frame, laminated panel surfaces, tote tray rails and clear plastic tote trays (sold separately). These cabinets can accommodate up to forty – 3" tote trays; or twenty – 6" tote trays; or eight – 12" tote trays; or a combination of the various sizes. Cabinets are equipped with two 5" swivel casters with a tread lock brake and two 5" swivel casters without a brake.



2703TT
Two hinged doors; 56½"W x 22"D x 47¾"H.



2703MBTT
Two hinged doors with marker board on back; 56½"W x 22"D x 47¾"H.



2703NDTT
Open faced without doors; 56½"W x 22"D x 47¾"H.



2703NDBTT
Open faced without doors with marker board on back; 56½"W x 22"D x 47¾"H.

Optional Tote Trays



TT121812
12¼"W x 18½"D x 12"H Tote Tray.



TT12183
12¼"W x 18½"D x 3"H Tote Tray.



TT12186
12¼"W x 18½"D x 6"H Tote Tray.

Mobile Storage Cabinets

Mobile cabinets are offered in 36", 66" and 72" heights with thermofused melamine panel surfaces and a range of shelf configuration for storing textbooks, notebooks and related educational materials. Mobile storage cabinets are equipped with two 5" swivel casters with a tread lock brake and two 5" swivel casters without a brake.



2321
One paper drawer; one adjustable shelf with two hinged doors; 48"W x 28"D x 36"H.



2325
Five 44"W x 24½"D x 3½"H paper drawers; 48"W x 28"D x 36"H.



2301-15TT
One fixed and four adjustable steel shelves with 15 tote trays; two hinged doors; 48"W x 28"D x 36"H.



2301DFND
Double-faced cabinet with one adjustable steel shelf on each side; 48"W x 28"D x 36"H.



2501
Four adjustable steel shelves; two hinged doors; 48"W x 28"D x 66"H.



2501-30TT
One fixed and nine adjustable steel shelves with 30 tote trays; two hinged doors; 48"W x 28"D x 66"H.



2502
Eight 24"W adjustable steel shelves; two hinged doors; 48"W x 28"D x 66"H.



2509-24DF
Double-faced cabinet with twelve 14½"W x 11½"D x 12¾"H cubicles; two hinged doors; 48"W x 28"D x 66"H.

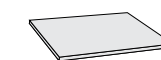


2513
Two adjustable steel shelves, two file drawers, two paper drawers, one coat rod and one vanity mirror; two hinged doors; 48"W x 28"D x 66"H.



2601
Five adjustable steel shelves with two hinged doors; 48"W x 28"D x 72"H.

Options & Accessories



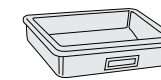
253424
34"W x 24"D Steel Shelf.



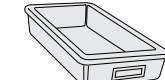
254824
48"W x 24"D Steel Shelf.



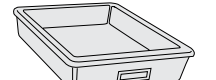
254812
48"W x 12"D Steel Shelf.



TT1412
14½"W x 11½"D x 3"H Tote Tray.



TT0919
9"W x 19"D x 4¾"H Tote Tray.



TT1419
13¾"W x 19"D x 4¾"H Tote Tray.

53 Series – Lateral File Cabinets

53 Series lateral file cabinets feature a deluxe ball-bearing slide suspension, which delivers maximum drawer extension, while heavy-gauge cabinet construction provides added strength and durability. File cabinets offer full-width designer drawer pulls and transverse rails that enable easy side-to-side filing of letter-sized or legal-sized documents.



*The top drawer on 5 drawer files features a flip-up hide-away door.

MODEL	DESCRIPTION	SIZE
53LF302D	2-drawer	30"W x 18"D x 28"H
53LF304D	4-drawer	30"W x 18"D x 52"H
53LF305D	5-drawer*	30"W x 18"D x 64"H
53LF362D	2-drawer	36"W x 18"D x 28"H
53LF364D	4-drawer	36"W x 18"D x 52"H
53LF365D	5-drawer*	36"W x 18"D x 64"H
53LF422D	2-drawer	42"W x 18"D x 28"H
53LF424D	4-drawer	42"W x 18"D x 52"H
53LF425D	5-drawer*	42"W x 18"D x 64"H

OPTIONAL ACCESSORIES:
CONVERSION BAR KIT, DRAWER DIVIDER KIT, KEYED-ALIKE LOCK CORE TUMBLER DATA.

For information on accessories see page 154.

53 Series – Metal Storage Cabinets

53 Series metal storage cabinets are sturdy metal cabinets for diverse storage needs in classrooms, labs, offices and other spaces. Storage cabinets feature adjustable height shelves in 1/2" increments and core-removable lock controls for both doors with one lock assembly.



- 53CAB361830** Two shelves (one adjustable); 36¼"W x 18¼"D x 30¼"H.
- 53CAB361842** Three shelves (two adjustable); 36¼"W x 18¼"D x 42¼"H.
- 53CAB361852** Four shelves (three adjustable); 36¼"W x 18¼"D x 52¼"H.
- 53CAB361864** Five shelves (four adjustable); 36¼"W x 18¼"D x 64¼"H.
- 53CAB361872** Six shelves (five adjustable); 36¼"W x 18¼"D x 72¼"H.

OPTIONAL ACCESSORIES: KEYED-ALIKE LOCK CORE TUMBLER, MASTER KEY

For information on accessories see page 154.

53 Series – Vertical File Cabinets

53 Series vertical file cabinets are equipped with full-extension drawer slides and deluxe steel ball bearings for smooth, quiet drawer performance. File cabinets feature extended-height drawer sides to easily handle hanging folders, a counter weight in every model for enhanced stability, and full-width designer drawer pulls.



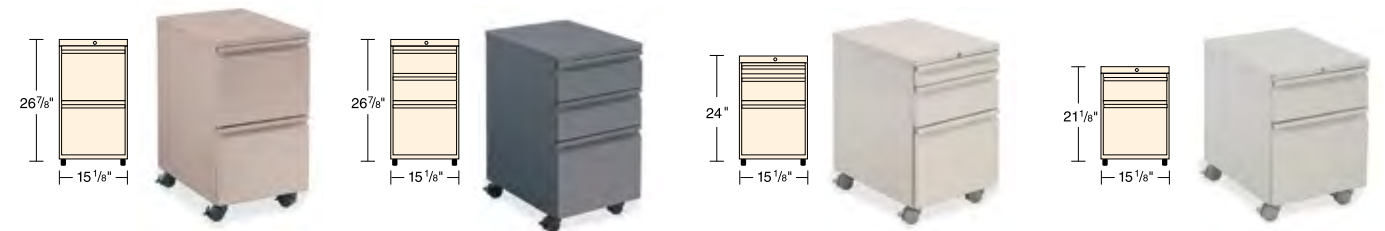
MODEL	DRAWERS	SIZE
53VF152D	2 letter-sized drawers	15"W x 26½"D x 28½"H
53VF154D	4 letter-sized drawers	15"W x 26½"D x 52½"H
53VF155D	5 letter-sized drawers	15"W x 26½"D x 64½"H
53VF182D	2 legal-sized drawers	18"W x 26½"D x 28½"H
53VF184D	4 legal-sized drawers	18"W x 26½"D x 52½"H
53VF185D	5 legal-sized drawers	18"W x 26½"D x 64½"H

OPTIONAL ACCESSORIES:
CONVERSION BAR KIT, DRAWER DIVIDER KIT, KEYED-ALIKE LOCK CORE TUMBLER DATA.

For information on accessories see page 154.

53 Series – Mobile Pedestal Cabinets

53 Series mobile pedestal units include four models with two-drawer and three-drawer configurations. Models are equipped with four twin-wheel, locking ABS plastic casters.



- 53MP1520FF** Features two drawers (file/file); 15½"W x 20½"D x 26¾"H.
- 53MP1520BBF** Features three drawers (box/box/file); 15½"W x 20½"D x 26¾"H.
- 53MP1520PBF** Features three drawers (pencil/box/file); 15½"W x 20½"D x 24"H.
- 53MP1520BF** Features two drawers (box/file); 15½"W x 20½"D x 21½"H.

53 Series – Wardrobe Towers

53 Series wardrobe towers provide diverse storage solutions for classrooms, labs and offices. Cabinets are equipped with a locking garment storage area featuring a steel coat rod and a spacious cupboard with a shelf that adjusts in 1/2" increments. Two locking box drawers and one file drawer effortlessly slide open and shut to offer easy, yet secure access to documents and supplies.



MODEL	DESCRIPTION	SIZE
53TW1	Right-side locking garment storage area with coat rod; 2 left-side locking file drawers and cupboard	24¼"W x 24¾"D x 64¾"H
53TW2	Left-side locking garment storage area with coat rod; 2 right-side locking file drawers and cupboard	24¼"W x 24¾"D x 64¾"H
53TW3	Right-side locking garment storage area with coat rod; 2 left-side locking box drawers, file drawer and cupboard	24¼"W x 24¾"D x 64¾"H
53TW4	Left-side locking garment storage area with coat rod; 2 right-side locking box drawers, file drawer and cupboard	24¼"W x 24¾"D x 64¾"H

OPTIONAL ACCESSORIES:
KEYED-ALIKE LOCK CORE TUMBLER, MASTER KEY

For information on accessories see page 154.

54 Series – Vertical File Cabinets

54 Series vertical files are available in three letter-sized and three legal-sized models. Premium construction features include full-extension steel ball-bearing slides, an anti-tip feature that prevents multiple drawers from extending at the same time, and a standard counter weight. An integral lock controls all drawers, each of which has a convenient label holder.

MODEL	DESCRIPTION	SIZE
54VF152D	2 letter-sized drawers	15"W x 26½"D x 28½"H
54VF154D	4 letter-sized drawers	15"W x 26½"D x 52½"H
54VF155D	5 letter-sized drawers	15"W x 26½"D x 64½"H
54VF182D	2 legal-sized drawers	18"W x 26½"D x 28"H
54VF184D	4 legal-sized drawers	18"W x 26½"D x 52"H
54VF185D	5 legal-sized drawers	18"W x 26½"D x 64"H



OPTIONAL ACCESSORIES:
CONVERSION BAR KIT, KEYED-ALIKE LOCK CORE TUMBLER, MASTER KEY

53 Series & 54 Series – Features and Accessories



CBK, CBKLG – Conversion Bar Kits
Four powder coated steel bars enable vertical files to accommodate legal size and letter size documents from front to back, rather than side to side.



MMKEY – Master Key
Master key for keyed-alike lock core; includes two keys.

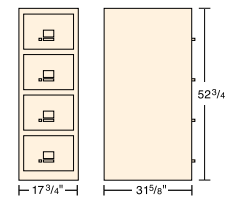


53LFDD – Drawer Divider Kit
Sturdy steel drawer divider helps you organize drawers.

53FKEY – Keyed-Alike Lock Core Tumbler
Includes 2 keys; one change-out control key for each keyed-alike area.

Fire-Resistant Vertical File Cabinet

The fire-resistant vertical file carries the Underwriters Laboratories (UL®) Class 350 one-hour "Record Protection Equipment Classified as to Fire and Impact Resistance" label. With extra-thick steel panels and oven-dried, gypsum-based asbestos-free insulation, this super-duty vertical file model has been UL-listed to protect paper records.



FVF18534DF
UL Listed Fire-Resistant File, 4 letter-sized drawers with lock; 17¾"W x 31⅝"D x 52¾"H.



Storage Cabinets with Tote Trays – Early Childhood Storage Units

Tote tray storage cabinets help keep early learning environments organized. Good for storing books, toys and games, these storage cabinets are fit to meet a variety of early learning classroom needs.



ECSTORTTCL12
See-all storage unit with three shelves and 12 tote trays; 33"W x 14"D x 21"H.



ECCUB304829
Double-sided storage unit with two large shelves, 12 cubbies and tote trays on one side, and three full-length shelves on the other; four heavy-duty casters; 48"W x 29"D x 30"H.



ECCUB2436TTC
One-sided storage unit with 10 trays and cubbies and heavy-duty casters; 24"W x 15"D x 38"H.



ECCUB4836TT25
One-sided storage unit with 25 trays and cubbies and four heavy-duty casters; 48"W x 15"D x 38"H.



ECCUB4836TT30
One-sided storage unit with 30 trays and cubbies and four heavy-duty casters; 58"W x 15"D x 38"H.

Storage Lockers – Early Childhood Storage Lockers

Storage lockers are available in a wide selection of units for early learning environments. All lockers come with a Tip-Me-Not™ footprint and have two hooks per section to maximize hanging space. Models with extra-deep lower shelves give children a place to sit and two-sided locker models provide double the storage space with 10 locker sections.



ECLOK3655
Tot-sized locker lower storage and two coat hooks in each of its five sections; 54"W x 15"D x 36¾"H.



ECLOK4848
Five-sectioned unit with top and bottom compartments and two coat hooks per section for jackets and other garments; 48"W x 15"D x 49"H.



ECLOK4854S
Seat locker features an extra-deep lower shelf where small children can sit, two coat hooks per section, 11" deep upper compartment and a 14" deep lower compartment; 54"W x 15"D x 49"H.



ECLOK484816
Two-sided locker with 10 sections – five per side – with top and bottom storage compartments and two side-mounted coat hooks; 48"W x 19¼"D x 49"H.

Open Storage Cabinets – Early Childhood Storage Units

Open storage cabinets are available in a wide selection of units for early learning environments with diverse storage needs. Select units have an extra-deep 18" base; hinged models on casters are also available.



ECCUB244818 (front)
Extra-deep mobile one-sided storage unit with two shelves and five compartments; 48"W x 18"D x 23½"H.



ECCUB244815 (front)
Mobile one-sided storage unit with two shelves and five compartments; 48"W x 15"D x 23½"H.



ECCUB364815 (front)
Mobile one-sided storage unit with three shelves and eight compartments; 48"W x 15"D x 38"H.

ECCUB304818 (back)
Extra-deep mobile one-sided storage unit with two shelves and five compartments; 48"W x 18"D x 30"H.

ECCUB304815 (back)
Mobile one-sided storage unit with two shelves and five compartments; 48"W x 15"D x 30"H.

ECCUB364818 (back)
Extra-deep mobile one-sided storage unit with three shelves and eight compartments; 48"W x 18"D x 38"H.



ECCUB249615
Mobile folding storage unit with ten compartments; can be folded and secured with latch; 96"W x 15"D x 23½"H (unfolded).



ECCUB309615
Mobile folding storage unit with ten compartments; can be folded and secured with latch; 96"W x 15"D x 30"H (unfolded).



ECSTORPUZ
Table-top puzzle rack; 12 puzzle capacity; 14¾"W x 14"D x 15½"H.



ECCUB483615
Multi-purpose bookshelf with four shelves; 36"W x 15"D x 49"H.



ECCUB484816
Multi-purpose storage unit with 15" square cubbies; 48"W x 15"D x 48"H.



Book Display Stands

Book display stands offer your early learning environments durable, spacious book display and storage solutions. For early learning classrooms with a large number of books, double-sided mobile units offer large amounts of shelf space, back and side storage. Other models provide markerboard backs or double duty as book displays and storage units.



ECBKRAK5DF

Double-faced book display stand with four shelves per side; 30"W x 15½"D x 29"H.



ECBROWSER

Mobile book browser with 8-section top, a side easel and lower storage area; 48"W x 29"D x 23½"H.



ECLCTRNWHT

Book display stand with storage and white markerboard; 24"W x 15"D x 28"H.



ECBKRAK5

Five shelves in front; four-shelf storage area on reverse side; 30"W x 11"D x 29"H.



ECBKRAK6BRD

Six shelves in front that can accommodate 30 books; two additional storage shelves and markerboard on reverse side; 30"W x 25"D x 30"H.



ECBKRAKDH

Mobile hinged double-sided book display with four shelves (three adjustable) on either side; each side measures 48"W x 18"D x 50"H, opens to 96"W.



Presentation Stations

Presentation stations are ideal for classroom, office and seminar applications that require mobility and multimedia workstations. Offered in our popular TEXT and Plateau Series, Virco presentation stations provide optimal versatility and functionality with spacious work surfaces, wire management solutions, and casters to deliver smooth movement throughout any environment.



TEXT® Series Presentation Station – TEPS

48"W x 24"D x 26"-34"H

TEXT Series presentation station features a high-pressure laminate top with two grommets, an adjustable top height of 26" to 34" and 3" twin-wheel locking casters. Other features include a perforated steel modesty panel, a wire management tray, a 13" x 22" plastic pencil drawer and a leg-mounted wire chase.



Plateau® Series Presentation Station – PTPS

36"W x 24"D x 39½"H

Plateau Series presentation station features a high-pressure laminate top with two grommets; four 2" diameter legs – each with a convenient wire chase – and a 19" x 31" shelf with mounting brackets.

OPTIONAL ACCESSORIES

BOOKSTAND, SHELF, MODESTY PANEL, CASTERS

Lecterns

The Plateau Series mobile lectern is ideal for classroom lectures, seminars and public speaking events. The lectern features high-pressure laminate and durable die-cast legs, while casters provide easy mobility.



Plateau® Series Lectern - PTLCTRN

Plateau Series mobile lectern features a storage compartment, slanted bookstand and modesty panel; 28"W x 20"D x 42"H.

Carts

Mobile book carts make viewing, storing and transporting books convenient for students and teachers. All carts feature four casters for easy mobility.



LBT33

Wooden library cart with four sloping two-sided shelves and 4" casters. 17"D x 33"W x 44"H.




LIBRARBOOKB

Mobile three-tiered unit with nine divided plastic book tubs measuring 6" x 12" x 15" with five wire pockets on each end; 41"W x 36"H x 17"D.

CARTS AND DOLLIES

Virco's line of furniture trucks and dollies transport and store Virco furniture with safety and ease. Designed to deliver maximum maneuverability, sturdy steel construction and heavy-duty casters provide balanced control when transporting Virco stackable chairs and folding tables. When furniture is not in use, simply move and neatly store away for a convenient space saving solution.



Chair Trucks

Safely move and store Virco seating products with our line of durable chair trucks. Trucks and dollies feature sturdy steel frames and rubber swivel casters, which provide smooth control and excellent maneuverability.



HCT6
76"W x 21"D x 38¼"H. The HCT6 enables upright, single tier storage of selected Virco folding chairs.



HCT8
100"W x 21"D x 38¼"H. The HCT8 enables upright, single tier storage of selected Virco folding chairs.



HCT6072
68"W x 30¾"D x 69¾"H. This two-tier unit moves and stores a variety of Virco folding chairs.



HCT789
40¾"W x 20¾"D x 61"H. The sturdy HCT789 helps you move a wide range of Virco stack chairs.


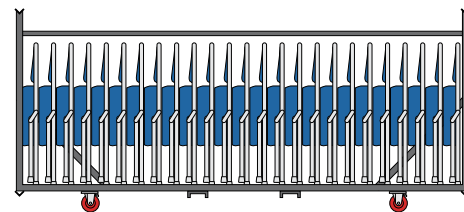


HCT4
69¾"W x 23¼"D x 44¾"H. The deluxe 4-wheel HCT4 helps you move and store a wide range of Virco stack chairs.

See chart on next page for storage equipment capacities.

Large-Scale Chair Storage

Virco's ultra-durable chair trucks are able to store and transport a large volume of chairs at once. A heavy-duty steel frame and 8" casters provide a reliable and sturdy solution for banquet halls, hotels, convention centers and schools. Chair trucks may be stacked three-high; see Stackable Storage on page 165 for more information.



SCT115U
105"W x 60"D x 74¾"H

SCT1978SU
81"W x 43¾"D x 58½"H

SCT1996SU
98½"W x 43¾"D x 58½"H

SCT19125SU
127½"W x 43¾"D x 58½"H

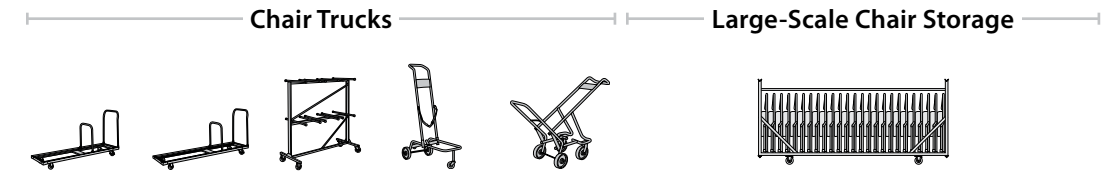
SCT1978KD
81"W x 43¾"D x 58½"H;
Some assembly required.

SCT1996KD
98½"W x 43¾"D x 58½"H;
Some assembly required.

SCT19125KD
127½"W x 43¾"D x 58½"H;
Some assembly required.

See chart on next page for storage equipment capacities.

Storage Equipment Capacities – Chair Trucks and Dollies



CHAIR MODELS	Chair Trucks					Large-Scale Chair Storage			
	HCT6	HCT8	HCT6072	HCT789	HCT4	SCT115U	SCT1978SU SCT1978KD	SCT1996SU SCT1996KD	SCT19125SU SCT19125KD
CLASSROOM CHAIRS									
2018				5	5				
2618				5	5				
3018				4					
9018				8	8				
9018P				6	6				
9618				6	6				
AN18, AN18EL				8	8				
N218, N218EL				8	8				
N318				10	10				
N918				12	12				
SG418				6	6				
ZU418				6	6				
FOLDING CHAIRS									
162	32	42	84						
167	32	42	84						
168	32	42	84						
188	32	42	84						
190G							28	36	50
198G							28	36	50
EVENT CHAIRS									
8802				7	7				
8806				8	8				
8830SBG				7	8				100
8915				7	7				
8917				7	7				
8925				7	7				
8926				7	7				
8916SB				6	7				70
8918SB				6	7				70
8919SB				6	7				56
8936SB				6	7				70
8970SB				6	7				56

Chair trucks and dollies were designed to be used exclusively with Virco products.

Table Trucks

Easily transport and store Virco folding tables with our robust and convenient table trucks. Heavy-duty swivel casters allow quick and easy mobility throughout any multi-purpose venue. Select table trucks may be stacked three-high; see Stackable Storage on page 165 for more information.



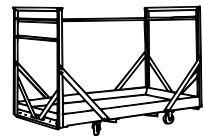
HTT6 77⁷/₈"W x 31¹/₄"D x 48¹/₄"H
HTT8 101⁷/₈"W x 31¹/₄"D x 48¹/₄"H
 Rugged HTT6 and HTT8 units work with a variety of Virco's rectangular traditional and Core-a-Gator® folding table models.



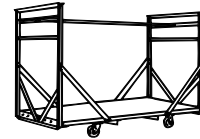
HRTT1 72"W x 30"D x 55"H
 The HRTT1 enables the transport and storage of Virco's round traditional and Core-a-Gator® folding table models.



TT575SU 79¹/₄"W x 39¹/₄"D x 85⁷/₈"H
 Stores round and oval tables. Stackable table truck.



TT1872SU 79¹/₄"W x 39¹/₄"D x 55¹/₄"H
 Stores 18" x 72" tables. Stackable table truck.



TT1896SU 102³/₄"W x 39¹/₄"D x 55¹/₄"H
 Stores 18" x 96" tables. Stackable table truck.

TT3072SU 79¹/₄"W x 39¹/₄"D x 55¹/₄"H
 Stores 30" or 36" x 72" tables. Stackable table truck.

TT3096SU 102³/₄"W x 39¹/₄"D x 55¹/₄"H
 Stores 30" or 36" x 96" tables. Stackable table truck.

Storage Equipment Capacities – Table Trucks

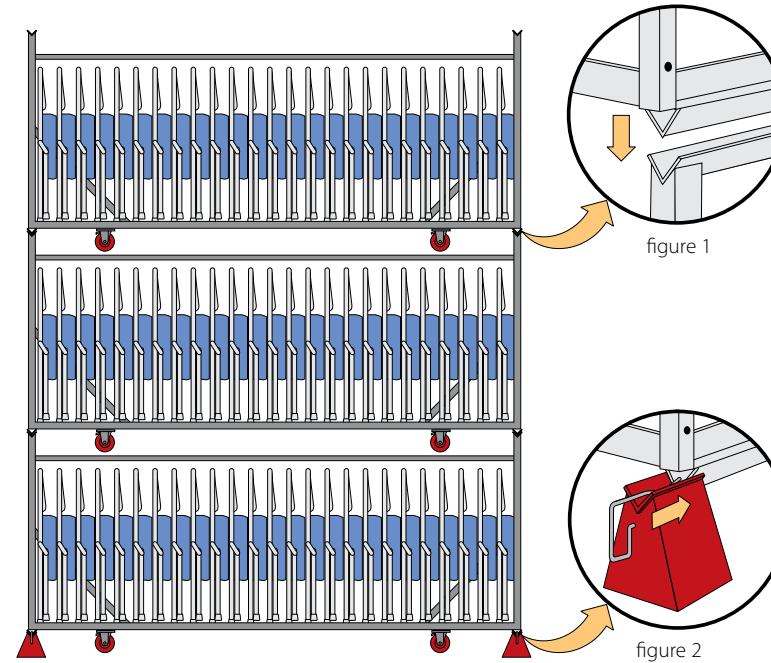
	TABLE MODELS	TOP SIZE	HTT6	HTT8	HRTT1	TT575SU	TT1872SU	TT1896SU	TT3072SU	TT3096SU	
CORE-A-GATOR	611872	18" x 72"	12				22	22			
	611896	18" x 96"		12				22			
	612472	24" x 72"	12						11	11	
	613060	30" x 60"							15	15	
	613072	30" x 72"	12						11	11	
	613096	30" x 96"		12						11	
	613672	36" x 72"	12						11	11	
	613696	36" x 96"		12						11	
	6160R	60" Round			7	9					
	6166R	66" Round			7	9					
6172R	72" Round			7	9						
6000 SERIES	601860	18" x 60"					28	28			
	601872	18" x 72"	16				30	30			
	601896	18" x 96"		16				30			
	602448	24" x 48"							14	14	
	602460	24" x 60"							14	14	
	602472	24" x 72"	16						15	15	
	602496	24" x 96"		16						15	
	603060	30" x 60"							14	14	
	603072	30" x 72"	16						15	15	
	603096	30" x 96"		16						15	
	603672	36" x 72"	16						15	15	
	603696	36" x 96"		16						15	
	6060R	60" Round			10	13					
	62000 SERIES	623072	30" x 72"	16						15	15
		623096	30" x 96"		16						15
		6260R	60" Round			10	13				

Table trucks were designed to be used exclusively with Virco products.

Stackable Storage

Select Virco storage trucks may be stacked three-high, allowing three times the number of chairs and tables to be stored in the same footprint that would otherwise be occupied by a single truck, maximizing the use of vertical storage space. V-shaped bars on the top and bottom of these storage carts hold stacked units in place (see figure 1).

PLEASE NOTE: Virco's floor support stand system (model SCTSBL) must be used when storage trucks are stacked. When in use, a coupler rod holds each of the system's stands in place (see figure 2).



SCTSBL

Virco's starter blocks protect casters when storage trucks are being stacked by keeping the weight off the casters. Virco's floor support stand system must be used when storage trucks are stacked and is designed for use with the following storage truck models: TT575SU, TT1872SU, TT1896SU, TT3072SU, TT3096SU, SCT11SU, SCT11KD, SCT1978SU, SCT1978KD, SCT1996SU, SCT1996KD, SCT19125SU, and SCT19125KD.

The storage unit model numbers have either "SU" or "KD" endings. Welded SU models are shipped already "set-up" and require no assembly. KD, or "knock-down" units are shipped in component form and do require some assembly prior to use.



ESSENTIALS

To meet the comprehensive equipment needs of education facilities, we've grouped an assortment of products to round out these spaces. From clocks, pencil sharpeners, mobile coat racks and flags to school clinic, outdoor furniture and trash cans, we've got it covered. This selection of products is reliable and cost-effective and designed to withstand the rigors of today's classroom and office use.



Easels and Whiteboards

Whether they're used for a multi-media presentation, to display student work or an impromptu point in writing, easels and whiteboards can be great tools for the campus. Easels and whiteboards are available in multiple double-sided models, mobile and expandable and offer shelves and trays for accessories, storage of books, papers and other materials.



EC3ESLMRK
Early learning three-way adjustable easel with plastic utility tray on each side; 20"W x 24"D x 48"H.



ECEASLE
Early learning double-sided, adjustable-height markerboard easel with two storage trays; 20"W x 24"D x 48"H.



ARTCNTR
Early learning double-sided art center with four angled hardboard surfaces and lower storage area; 48"W x 15"D x 44"H.



BRDMAG4896
Porcelain, magnetic markerboard with aluminum frame. One marker and eraser included; 96"W x 48"H.



BRDESLBLTUB
Mobile easel with two dry-erase surfaces, two snap-on chart hooks, four removable plastic tubs and a middle shelf with upright marker storage; 31½"W x 32"D x 56½"H.



BRDROAM
Mobile double-sided whiteboard with built-in accessory tray. Nesting feature allows multiple units to fit within a single footprint.
Writeable surface: 36"W x 42"H.
Overall dimension: 36"W x 25"D x 68½"H.



BRDNEXUSTAB
Double-sided whiteboard tablet can be used with additional whiteboard easels or as hand-held writing surfaces.
Writeable surface: 21¾"W x 25½"H.
Overall dimension: 28"W x 1"D x 28"H.



BRDNEXUSIDEA
Mobile double-sided whiteboard with a dry erase and magnetic surface. Workspace is expandable with side pegs that accommodate up to four tablets (tablets sold separately).
Writeable surface: 70"W x 46"H.
Overall dimension: 76"W x 21"D x 76"H.



BRDNEXUS
Mobile double-sided whiteboard with a dry erase and magnetic surface. Workspace is expandable with side pegs that accommodate up to four tablets (tablets sold separately).
Writeable surface: 34"W x 46"H.
Overall dimension: 40"W x 21"D x 76"H.



BRDNEXUSPLUS
Mobile double-sided whiteboard with a dry erase and magnetic surface. Workspace is expandable with side pegs that accommodate up to eight tablets (tablets sold separately). Tablet storage is included in easel design.
Writeable surface: 26"W x 39"H.
Overall dimension: 33"W x 21"D x 76"H.



BRDNEXUSPLUS4
Mobile double-sided whiteboard with a dry erase and magnetic surface. Workspace is expandable with side pegs that accommodate up to eight tablets (four tablets included). Tablet storage is included in easel design.
Writeable surface: 26"W x 39"H.
Overall dimension: 33"W x 21"D x 76"H (with tablets not hanging).

Early Learning Playtime – Dramatic, Block and Game Play

Playtime is an important part of an early childhood learning environment. From a dress-up center with a full-length mirror to a 5-in-1 kitchen center, play stations encourage students to stretch their imaginations through make-believe.



EIRONSET
Wood ironing board and iron; 24"W x 8"D x 25"H.



ECMIRROR
Acrylic mirror without tilt; 15"W x 2"D x 49"H with a 12"D base.



ECBLOCKBIN
Mobile storage block bin; 24"W x 24"D x 16"H.



ECDOLLCHAIR
Wood high chair for dolls; 12½"W x 12"D x 24"H.



ECBROOMKIT
Housekeeping station with mop, broom, duster and pan in stand; 12"W x 12"D x 21"H.



ECKTCNTR
Kitchen center with full-length Pinch-Me-Not™ doors, a range with "burners", a removable plastic sink tray, an overhead storage unit and a playtime microwave; 40"W x 15"D x 40"H.



ECSINK
Step-up-n-wash step stool with hand holds on each side and slip-resistant strips on each step; 18"W x 15"D x 28"H.



ECKTCHN
Kitchen set includes set of 4 appliances with hutch, range, sink, and refrigerator.
Sink: 20½"W x 15"D x 22¾"H
Range: 20½"W x 15"D x 22¾"H
Hutch: 20½"W x 15"D x 35"H
Refrigerator: 20½"W x 15"D x 36"H



ECSWT4617T (top)
Sand and water sensory table with top includes a 6" deep plastic liner, a drain plug and casters on two legs. 46"W x 17"D x 24"H.



ECDRESS
Dress-up center with garment hooks, upper shelf and mirror; 30"W x 15"D x 30"H.



ECBNPLAY
Build-n-play table includes reversible top panels featuring checkerboard pattern and Lego® and Duplo® block plate with two large storage bins and two lower shelves; 36½"W x 18"D x 19"H.



ECTHEATER
Deluxe puppet theater with curtains, curtain rod and two writable chalkboard surfaces; puppets are not included; 47"W x 6"-18"D x 48"H.



ECSWT4617 (bottom)
Sand and water sensory table includes a 6" deep plastic liner, a drain plug and casters on two legs. 46"W x 17"D x 24"H.



ECDOLLBED
Wood doll bed; 21½"W x 11¾"D x 9¼"H.



ECBLOCKS183
Hardwood block set with 24 different shapes; 183 total pieces.

Early Learning Rugs

Early learning rugs help students learn to count, use a calendar and to identify the 50 U.S. states. All rugs have double-stitched edges and are Carpet Guard stain protected.



RUGBL100140
Blocks-of-Fun rug helps teach basic shapes and numbers; 8'4" x 11'8".



RUGCA90144
Calendar rug to help children learn the days of the week and months of the year; 8'4" x 13'4".



RUGDA100140
Discover America geography rug; 8'4" x 11'8".

Projection Screens

Projection screens are offered in two sizes, 60" x 60" and 70" x 70". A bracket kit (Model KBRKT2) is available to allow you to wall-mount either screen so it hangs at a distance of six inches from a wall.

SCRN6060
Matte white projection screen; wall or ceiling mount; 60" x 60".

SCRN7070
Matte white projection screen; wall or ceiling mount; 70" x 70".



KBRKT2
Pair of 6" wall-mount brackets for models SCR6060 and SCR7070; Color: White; 2-pack kit.

Flags



FLAGIN1624 (shown)
16" x 24" U.S. flag mounted on a 7/16" x 48" staff; sold in cartons of 12.

FLAGIN2436
24" x 36" U.S. flag mounted on a 7/16" x 48" staff; sold in cartons of 12.

FLAGHOLD
Steel flagstaff holder, sold in cartons of 12; for use with models FLAGIN1624 or FLAGIN2436.

FLAGIN3660SET
Flag set includes 3' x 5' fringed flag, admiral floor stand, 2-piece polished oak pole, 7" gold plated eagle, and golden yellow cord and tassels.



Art Equipment

Art equipment keeps your space organized while facilitating creative activities. Heavy-duty drying and storage units feature an all-steel welded frame, casters for mobility and can hold charts, posters, fabrics and prints. Additional art equipment includes a folding wooden drying rack, a mobile storage rack that holds up to eight large rolls of art paper, and a ware cart with optional shelves for ceramics and related art projects.



ARTROLA
Mobile Rola-Rack™ art equipment that holds up to eight large paper rolls; 38"W x 25"D x 52½"H.



ARTDRY1
Foldable art project drying rack; 25"W x 33"D x 37"H.



ARTDRY40
Double-sided drying rack with 40 shelves measuring 20"W x 16"D; overall dimensions 20"W x 32"D x 26¼"H.



ARTCART (shown with ARTCARTSH)
Ware cart with nine shelf supports and optional 12" deep exterior-grade plywood shelves (shelves sold separately - Model ARTCARTSH); 35"W x 24"D x 72¾"H.

ARTCARTSH
Set of twelve 12" deep exterior-grade plywood shelves for Model ARTCART; 12"W x 32"L.

Building Services

Building services and equipment that helps you effectively meet your school's specialty product needs.



FABEDPD
First-aid bed with 2" foam padding, vinyl upholstery, adjustable headrest and chromed legs. 26"W x 74"L x 18"H.



FATREAT
Exam/therapy/taping table with hardwood frame, 2" foam padding with vinyl upholstery, adjustable headrest and paper dispenser. 28"W x 74"L x 31"H.



ECCOT
Standard cot for early learning environments. 53"W x 23"D x 5"H.



DFASCALE
Digital first aid scale that measure students who are up to 7' tall.



PNCLSHRP
Pencil sharpener



FASTOOL
Medical swivel stool with adjustable height, die-cast, aluminum base and dual wheel casters. 16" diameter x 17"-22"H.



LIBSTPSTL
Mobile two-step stool with soft, slip resistant pads on both sides; wheels retract when stepped on; 16" diameter x 13½"H.



CLOCK12
12" diameter wall-mounted quartz clock with shatter-resistant safety lens.



KPHYSED
Portable rugged ball locker with four multi-directional wheels and lockable hinged top; balls not included; 24"W x 42"L x 36"H.



TRSHCANMED
Hinged lid trash can with foot-actuated lever, 3½-gallon capacity; 10" diameter x 15¾"H.



TRSHCAN
Plastic waste basket, 10¼-gallon capacity; 15¼"W x 11"D x 19¾"H.



TRSHCANREC
Plastic recycling waste basket, 41¼-quart capacity; 11"W x 15¼"D x 19¾"H.



TRSHCAN55GLID
Lid for model TRSHCAN55G.

TRSHCAN55G
Plastic trash can, 55-gallon capacity; 26½" diameter x 33"H.

HCTTRASH
Dolly for model TRSHCAN55G.



BT19318D
8' picnic table with diamond pattern surfaces; green plastic-coated metal with black frame; 30" x 96" top and 12" deep benches.



BT1272
Coated 6' portable park bench with diamond pattern surfaces; green plastic-coated metal with black frame; overall dimensions 72"L x 24"D x 36"H; bench is 12"W and 18"H.



TRSHCANOUT
Outdoor trash can, 32-gallon capacity; 24" diameter x 30"H.

INFORMATION



VIRCO COLOR PROGRAM

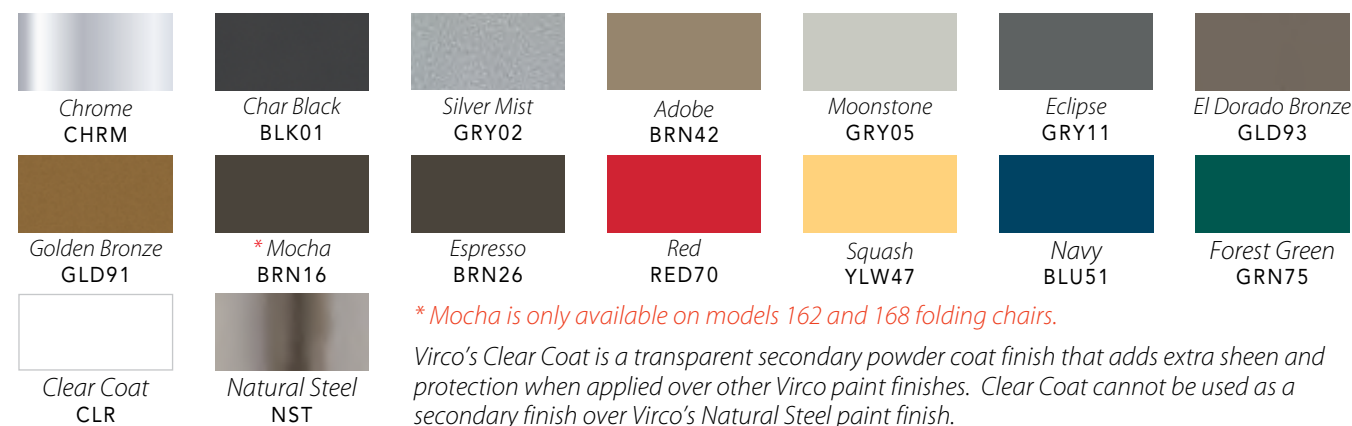
Virco products are available in an inspiring array of colors and frame finishes, allowing a full range of expression from traditional to modern. Because color has such an impact on how individual products are perceived, and furthermore because a roomful of furniture can read differently than an individual sample, we encourage you to order samples to confirm compatibility with your overall design plan. Please see the back page of this brochure for information on how to order samples.

Virco offers a variety of lead-time specific color programs – please contact your local Virco Sales Representative for more information. Models and color combinations can be found in our price list.

In addition to our Virco color programs, Virco is capable of providing custom colors and finishes for your specific project. Because of the capabilities and processes available in our U.S. Factories, we have the ability to do custom color matches from samples or swatches for plastics, powder coat, laminates, edge treatments, as well as custom logo designs. Extended lead-times may apply on custom projects.

CAUTION: Due to color reproduction variability in printed materials and digital media, Virco recommends that you review product colors on sample coupons or swatches before purchasing to confirm that your product color choices coordinate with the interior spaces for which these products are intended. Virco will provide complimentary sample coupons or swatches for plastic, laminate, powder coat paint and upholstery colors; however, it is the customer's responsibility to request these sample materials. Once you've submitted your request, your Virco Sales Representative will be happy to assist you with this process.

FRAME FINISH COLORS



** Mocha is only available on models 162 and 168 folding chairs.*

Virco's Clear Coat is a transparent secondary powder coat finish that adds extra sheen and protection when applied over other Virco paint finishes. Clear Coat cannot be used as a secondary finish over Virco's Natural Steel paint finish.

Natural Steel is our unique finishing process that allows the natural patina of raw steel to show through a protective layer of clear urethane-based powder coat. The authentic nature of the steel, including the heat effects of welding, are clearly visible with this finish.


SOFT PLASTIC AND ABS PLASTIC COLORS - Seats, Book Boxes, Stools and Stool Tables Seats



Minimum quantities and extended lead-times may apply to some of the Soft Plastic & ABS Plastic Colors in this catalog. Please contact your Virco representative or consult Virco's current Factory price list for more information.

** Not available on ABS plastic stools and stool tables.*

FRW™ HARD PLASTIC COLORS




Due to the high recycled content and visible particles in ZUMAFrd™ products, you may notice slight color variations among individual items.

MARTEST® 21 HARD PLASTIC COLORS



FRW™ HARD PLASTIC DESK-TOP COLORS



Ask a Virco representative about customizing desk tops by adding your school name or mascot.



CORE-A-GATOR® ABS PLASTIC TOP COLORS



MOBILE CHAIR BASE COLORS



HIGH-PRESSURE LAMINATE COLORS



Ask a Virco representative about customizing laminated tops by adding your school name or logo.

DRY ERASE HIGH-PRESSURE LAMINATE COLORS



DRY ERASE

Dry erase laminates are not recommended for certain surfaces. Ask your Virco Representative for more details. To order products with a Dry Erase surface, add DE to the end of the model number.

WOOD STAINS FOR CIVITAS® PLYWOOD SEATS AND BACKS



ARCHITECTURAL EDGE BANDING COLORS - 1 1/8" Profile

This banding profile is for the following series: Instructor Media Stations, TEXT®, Textameter®, Parameter®, Plateau®, Lunada®, Crank-Top, ZBOOM Desks, ZUMA® Two-Student Desks and Wheelchair Height Desks.

 Fusion Maple BRN38	 Carmel Sagawood BRN61	 Char Black BLK01	 Windsor Cherry MHG67	 Golden Allusion GLD01	 Blond Tuscani BRN09	 Moonstone GRY05
 Adobe BRN42	 Eclipse GRY11	<i>Minimum quantities and extended lead-times may apply to some of the edge banding colors for selected products shown in this catalog. Please contact your Virco representative or consult Virco's current factory price list for more information.</i>				













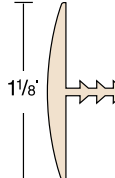
EDGE BANDING COLORS - 3/4" Profile

This banding profile is for the following series: Mobile Cabinets, Steel Frame Bookcases, Mobile Tables and Folding Tables

 Char Black BLK01	 Fusion Maple BRN38	
--	--	---

UNIVERSAL EDGE BANDING COLORS - 1 1/8" Profile

This banding profile is for the following series: 4000, 5000, 5700, 6800, Flip-Top Technology, Tetra™, Tilt-Top Training, HWT (Hinged Wire Trough), Café Table Tops, 540 Teacher's Desk and Molecule Desks.

 Char Black BLK01	 Moonstone GRY05	 Blond Tuscani BRN09	 Fusion Maple BRN38	 Golden Allusion GLD01	 Adobe BRN42	 Eclipse GRY11
 Squash YLW47	 Green Apple GRN12	 Kelly Green GRN15	 Forest Green GRN75	 Sky Blue BLU40	 Cobalt Blue BLU65	 Navy BLU51
 Purple Iris PUR43	 Red RED70					

SURE EDGE COLORS



Virco's durable, water-resistant Sure Edge® optional finish is available for an expanded range of tables, student desks and combo units.

Sure Edge forms a seamless, chemically bonded seal that prevents food particles from lodging in table-top edges. As a urethane-based sealant that's applied with an innovative anti-bacterial process for extra cleanliness, Sure Edge won't peel or flake; it even resists fading when exposed to direct sunlight.

We offer urethane-based Sure Edge as an option on our tables, desks and combo units. Whether you choose it for your cafeteria or your classrooms, Sure Edge delivers long-lasting moisture resistant protection. Please consult your current Virco price list for the availability of specific models.

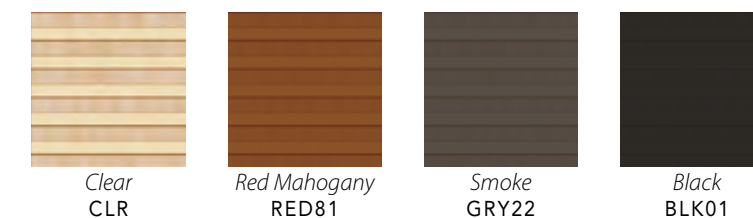
 Char Black BLK01	 Moonstone GRY05	 Blond Tuscani BRN09	 Fusion Maple BRN38	 Golden Allusion GLD01	 Adobe BRN42	 Eclipse GRY11
 Squash YLW47	 Green Apple GRN12	 Kelly Green GRN15	 Forest Green GRN75	 Sky Blue BLU40	 Cobalt Blue BLU65	 Navy BLU51
 Purple Iris PUR43	 Red RED70	<i>Minimum quantities and extended lead-times may apply to some of the Sure Edge® colors in this catalog. Please contact your Virco representative or consult Virco's current Factory price list for more information.</i>				

WOOD COMPOSITE LACQUERED EDGE FINISH

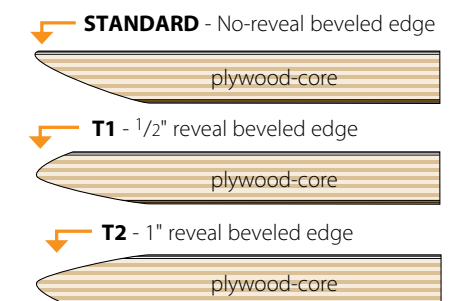


Shown here are standard edge treatments for 5/8" MDF or particleboard, high-pressure laminate tops on single-pupil desks, chair desks and combo units.

CIVITAS® LACQUERED PLYWOOD EDGE FINISH



Shown here are standard edge treatments for 3/4" plywood, high-pressure laminate tops on Civitas table tops with a beveled edge.



PLASTIC / UPHOLSTERY COLORS FOR SAGE™ & ANALOGY® PADDED SEATS

Fabric and soft plastic colors for: Sage and Analogy Series



This fabric is made from 100% recycled polyester.
This fabric passes California Technical Information Bulletin 117, Section E.



Plastic/Upholstery colors shown here are recommended pairings for selected Sage™ and Analogy® models. Customers can choose to match up other plastic and upholstery colors (minimums may apply). Please contact your Virco representative or consult Virco's current Factory price list for more information.

PLASTIC / UPHOLSTERY COLORS FOR PADDED SEATS

Fabric and soft plastic colors for: 9000 Series, 2000 Series



This fabric, except Black fabric (BLK259) is made from 73% polyolefin and 27% polyester; Black fabric (BLK259) is made from 100% olefin.
This fabric passes California Technical Information Bulletin 117, Section E.




Plastic/Upholstery colors shown here are recommended pairings for selected 9000 Series and 2000 Series models. Customers can choose to match up other plastic and upholstery colors (minimums may apply). Please contact your Virco representative or consult Virco's current Factory price list for more information.

NOTE: Padded seats are only available on select models and sizes. Please contact your Virco Sales representative or consult Virco's price list for the availability on specific models.

PLASTIC / UPHOLSTERY COLORS FOR PARISON®

Soft Plastic Backs With Upholstered Padded Seats



This fabric is made from 83% recycled material. This fabric passes California Technical Information Bulletin 117, Section E.

Additional Soft Plastic Colors



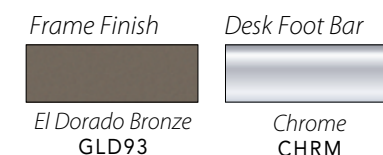
Models are available in these colors with matching soft plastic seat and back or with an optional upholstered seat in Charcoal (BLK656).

LAMINATE / EDGE, UPHOLSTERY AND STEP STOOL SURFACE COLORS FOR METONYMY®

Bench upholstery and Step Stool surface colors are only available with the designated laminate and edge finish colors in that column.

	Black BLK001	Grey GRY005	Atlantis BLU043	Fusion Maple BRN385	Carmel Sagawood WOD619	Looks Likatre WHT066	Asian Sand MPL008
DESK	Clear CLR	Smoke GRY22	Clear CLR	Clear CLR	Black BLK01	Smoke GRY22	Clear CLR
	Edge / Laminate	Edge / Laminate	Edge / Laminate	Edge / Laminate	Edge / Laminate	Edge / Laminate	Edge / Laminate
BENCH							
	Upholstery	Upholstery	Upholstery	Upholstery	Upholstery	Upholstery	Upholstery
STEP STOOL							
	Top Surface	Top Surface	Top Surface	Top Surface	Top Surface	Top Surface	Top Surface

These fabrics pass California Technical Information Bulletin 117, Section E.



UPHOLSTERY COLORS

In addition to the upholstery materials listed in this brochure, Virco maintains important and strategic relationships with fabric and vinyl mills around the U.S., and can assist you on specific or custom material request for your upholstered furniture needs. Call your Virco Sales Representative or Customer Service for more information at 800.448.4726.

Upholstery colors on this page are standard only on selected Virco models; when used on other models, minimum quantities and extended lead-times may apply. Please contact your Virco representative or consult Virco's current Factory price list for more information.

Fabric colors for 8900 Series Stack Chairs, Comfort Stacker™ and Folding Chairs



This fabric, except Black fabric (BLK259) is made from 73% polyolefin and 27% polyester; Black fabric (BLK259) is made from 100% olefin.

This fabric passes California Technical Information Bulletin 117, Section E.

Vinyl colors for 8900 Series Stack Chairs and 168 Folding Chair



Contemporary, Linen and Select vinyl are made from poly vinyl chloride (PVC); Select vinyl is made from 100% olefin. Contemporary and Linen vinyl pass California Technical Information Bulletin 117, Section E.

Select vinyl is only available for use with models 168, 8917 and 8926.

Express fabric colors for upholstered chairs



This fabric is made from 100% recycled polyester.

This fabric passes California Technical Information Bulletin 117, Section E.



Virco Stewardship: An Ongoing Commitment

While Virco Stewardship today encompasses a vast array of industry-leading endeavors, Virco Stewardship Initiative can trace its origins back to 1950 when we began working with America's schools as a newly established company. Although terms like "sustainability" and "sustainable business practices" weren't commonly used back then, they accurately describe the vision that inspired Virco's founder, Julian Virtue, to develop long-lasting classroom furniture. As a result of our enduring commitment to product quality and customer service, Virco has grown from a small business with a single customer into the country's largest manufacturer and supplier of furniture for the K-12 market.

RECYCLING

An important advantage of manufacturing at our company-operated facilities in the U.S. is that Virco can control a wide range of recycling and resource recovery processes. Recycling is a key aspect of Virco's commitment to sustainable business practices through our Corporate Stewardship Initiative. Virco started recycling in 1989 with three material categories: scrap metal, office paper and hydraulic oil; now we have more than 40 categories and we've processed over 380,000,000 pounds of recyclables, and even better, updated equipment has resulted in less waste, therefore reducing the need for recycling. Along with our in-house efforts, we've established a "Cash for Cardboard" program that's enabled 35 schools near our Conway facility to earn about \$190,000 through recycling. We're proud that the U.S. Environmental Protection Agency recognized our recycling leadership by choosing Virco as a charter member of their WasteWise Hall of Fame in 2003 and as a WasteWise winner for reducing waste in 2019.

GREENGUARD®

In 2005, ZUMA® and ZUMAFrd™ became the first classroom furniture product lines from any manufacturer to earn GREENGUARD indoor air quality certification through the GREENGUARD for Children and Schools program. Today, hundreds of additional Virco classroom furniture models have earned this important certification, now known and GREENGUARD Gold Certification. We're proud to offer you these low-emitting products. See virco.com for link to full list of all GREENGUARD certified products.

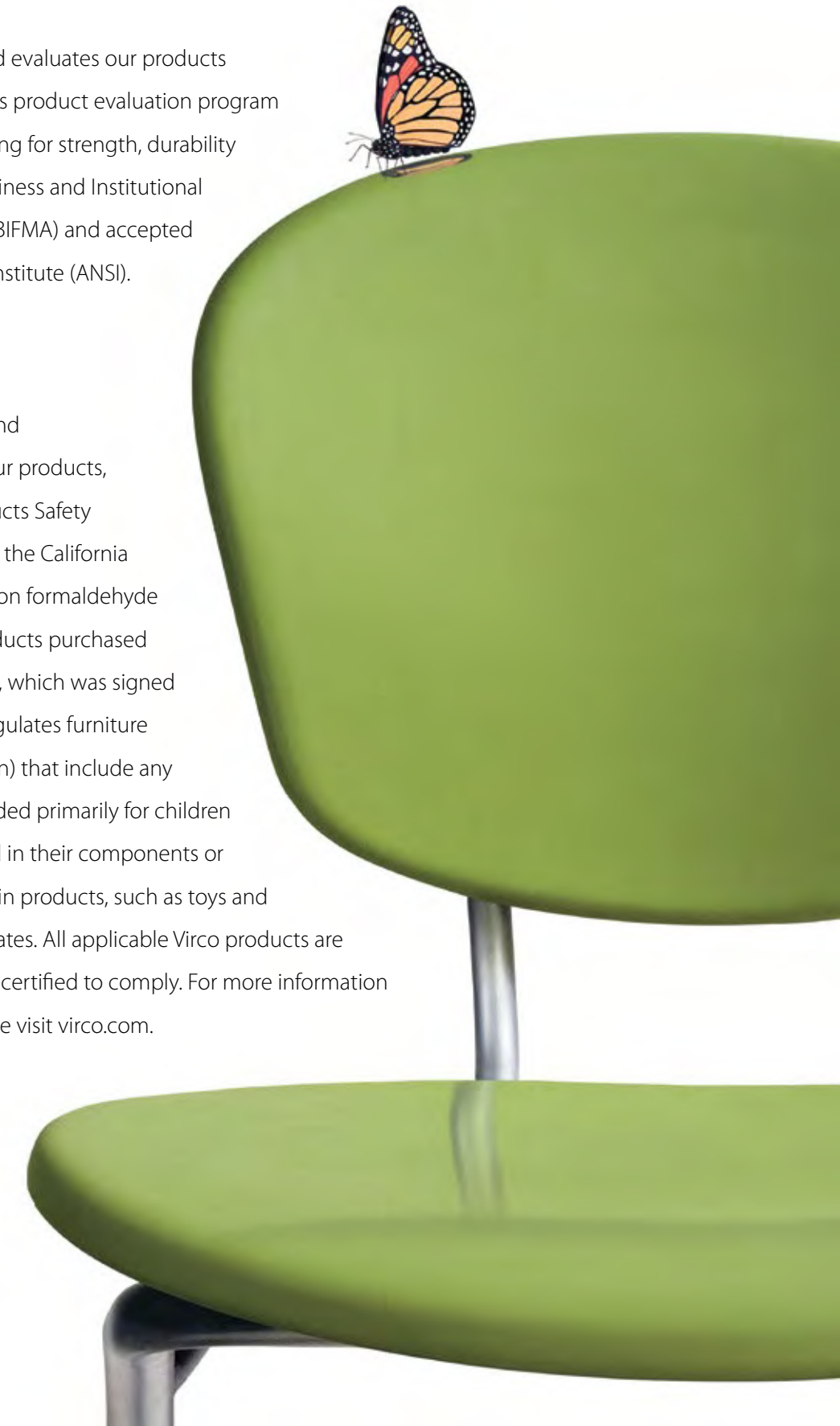
Testing: ANSI/BIFMA

Virco is a member of BIFMA, the trade association for business and institutional furniture manufacturers. Since 1973, BIFMA has been the voice of the commercial furniture industry. As a service to our customers and to assure superior

levels of quality control, Virco tests and evaluates our products according to rigorous standards. Virco's product evaluation program includes applicable performance testing for strength, durability and stability as established by the Business and Institutional Furniture Manufacturers Association (BIFMA) and accepted by the American National Standards Institute (ANSI).


CPSIA CERTIFICATION

Virco proudly complies with all laws and governmental regulations affecting our products, including the federal Consumer Products Safety Improvement Act of 2008 (CPSIA) and the California Air Resource Board (CARB) regulation on formaldehyde emissions from composite wood. Products purchased by your facility are regulated by CPSIA, which was signed into law on August 14, 2008. CPSIA regulates furniture products (whether for adult or children) that include any lead-containing paint; products intended primarily for children 12 years of age and younger with lead in their components or in the products themselves; and certain products, such as toys and child care articles, that contain phthalates. All applicable Virco products are tested by a third-party laboratory and certified to comply. For more information or to view our CPSIA certificates, please visit virco.com.




Accessories For Optional Configurations

Storage Options



BR BOOKRACK
Virco's welded-on under-seat wire bookrack is still a favorite storage option in many schools.



BH BACKPACK HANGER
Work surfaces for most Virco classroom desks, tables and combo units can be equipped with compact wire backpack hanger.



CH CUP HOLDER
This option – available only on collaborative tops with a high-pressure laminate construction – is positioned in the upper right, as shown below.




Glide & Caster Options



UG FIXED GLIDES
UGLIDE - An optional 5-pack of fixed glides is available for most task chairs and lab stools.



C SOFT-WHEEL CASTERS
A 5-pack of twin-wheel soft casters is available for most task chairs and lab stools, while a 4-pack of twin-wheel soft casters is available for 4-leg mobile chairs with standard casters.
U9024CAST - 5-pack for 5-star base models
U9050CAST - 4-pack for 4-leg base models



BG BUMP GLIDES
Rear bump glides – which limit the rocking range of Virco steel-frame rockers – are designed for environments where limited motion may be desired, such as areas for children with severe sensory integration problems or Autism. Bump glides only come in Graphite.

Chair, Tablet Arm and Combo Glide Options



STANDARD NYLON GLIDES
Nylon-base glides – which are standard on most Virco products with glides – provide the best overall performance for multiple floor applications.



FG FELT-BASE GLIDES
Felt-base glides are the best choice for VCT flooring and gym wood flooring applications.

Rocking Chairs are available with a felt strip on the bottom of each leg for flooring applications where a felt contact surface is appropriate. Rocking Chairs are not recommended for use on VCT flooring.

Comfort & Style Options



P PADDED UPHOLSTERED SEAT
A wide range of models from various product lines can be ordered with a padded, upholstered seat. Different upholstery options are available for different product lines.



A ARM REST
Tubular steel arms with molded polypropylene arm rests are available as a field-installed option for Sage™ Contract chairs and as a factory-installed option for various Analogy, Sage and ZUMA models. Virco's standard arm rest color is Graphite. Check with your Virco sales representative for additional color options, minimums and possible extended lead times..

Writing Surface Options



LH LEFT HANDED
Tablet arm units – and combo units without a dual-entry configuration – are standard with a right-handed (left-side entry) configuration. Models with a left-handed (right-side entrance) configuration are available. Specify left-handed when ordering.



TA TABLET ARM
Sage Contract chairs can be modified to serve as chair desks by adding a field-installed articulating tablet arm. Specify a right-handed (SGTARHKD) or left-handed (SGTALHKD) tablet arm when ordering.

Work Surface Options



M HARD PLASTIC TOP
Selected units that are standard with a high-pressure laminate work surface can be ordered with a hard plastic work surface.



L LAMINATE TOP
Selected units that are standard with a hard plastic work surface can be ordered with a particleboard-core, high-pressure laminate work surface.



PL PLYWOOD TOP
Selected units that are standard with a particleboard-core, high-pressure laminate work surface can be ordered with a plywood-core, high-pressure laminate work surface.



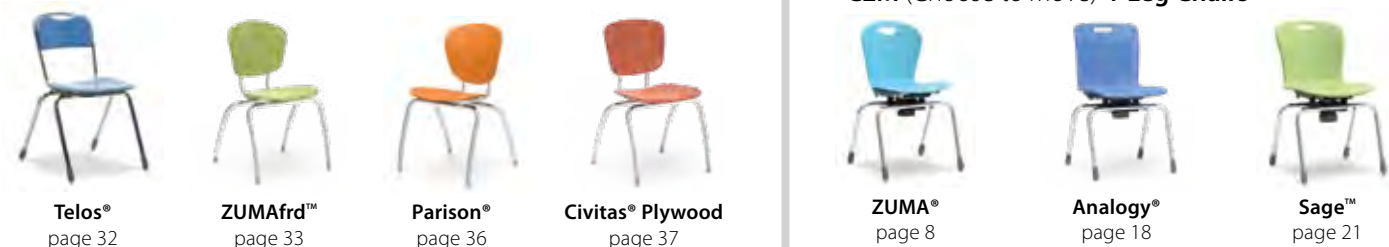
AE SURE EDGE
Virco's durable, water-resistant Sure Edge® forms a seamless, chemically bonded seal. Available for most models with a standard high-pressure laminate work surface.

4-Leg Chairs



ZUMA® page 8 **Analogy®** page 14 **Sage™** page 20 **Metaphor®** page 26 **N2** page 28 **9000** page 30 **3000** page 31 **2000** page 31

C2M (Choose to Move) 4-Leg Chairs



Telos® page 32 **ZUM Afrd™** page 33 **Parison®** page 36 **Civitas® Plywood** page 37 **ZUMA®** page 8 **Analogy®** page 18 **Sage™** page 21

R2M (Room to Move®) Mobile Task Chairs



ZUMA® page 13 **Analogy®** page 18 **Sage™** page 25

Floor Rockers



ZUMA® page 11 **Analogy®** page 15 **Sage™** page 21

Mobile Chairs



ZUMA® page 9 **Analogy®** page 15 **Sage™** page 23 **N2** page 28 **ZUM Afrd™** page 33 **Parison®** page 36 **Civitas® Plywood** page 37

Rocking Chairs



ZUMA® page 10 **Analogy®** page 14 **Sage™** page 20

Cantilever Chairs



ZUMA® page 12 **Analogy®** page 19 **Sage™** page 22 **ZUM Afrd™** page 33

Adjustable Height Lab Stools and Mobile Task Chairs



ZUMA® page 13 **Analogy®** page 19 **Sage™** page 25 **Metaphor®** page 26 **N2** page 29 **9000** page 30 **3000** page 30 **Telos®** page 32 **Parison®** page 37

Stools



ZUMA® page 9 **Analogy®** page 15 **Sage™** page 23 **ZUM Afrd™** page 33 **Parison®** page 36 **Civitas® Plywood** page 37

Lab Stools



ZUMA® page 10 **120** page 34 **121** page 34 **122** page 35 **123** page 35

Office Chairs



4400 page 38 **4300** page 39

Folding Chairs



198G page 44 **190G** page 44 **188** page 44 **162** page 44 **168** page 44 **167** page 44

Event Seating



Custom 8900 page 40 **8900** page 42 **8800** page 42

Wood Chairs



4-leg page 46 **Sled-Based** page 46 **Rocking** page 46

Single Student Desks



ZUMA® page 78 **7900** page 81 **785** page 82 **751** page 83 **Sigma®** page 87 **Metonymy®** page 87 **TEXT®** page 88 **Tetra™** page 90

Collaborative Shaped Desks



765 page 90 **Plateau®** page 91 **ZUMA®** page 78 **7900** page 81 **785** page 82 **Molecule** page 86 **5000** page 90

Wheelchair-Accessible Desks



ZUMA® page 79 **ZUMA®** page 79

Two-Student Desks



ZUMA® page 80 **7900** page 81 **TEXT®** page 88

Teacher's Desks



Tetra™ page 92 **Textameter™** page 92 **540** page 90 **Instructor Media Stations** page 94

Office Desks



53 page 93 **Plateau®** page 97 **Parameter®** page 100

Classroom & Activity Tables



4000 page 107 **5000** page 109 **TEXT®** page 111 **Tetra™** page 122 **Makerspace** page 123

Technology & Computer Tables



5700 page 110 **TEXT®** page 112 **Plateau®** page 115 **HWT** page 125 **Flip-Top** page 126

Seminar Tables



6800 page 110 **TEXT®** page 111 **Tetra™** page 122 **Tilt-Top Training Tables** page 122 **Lunada®** page 137

Multi-purpose Tables



Science page 121 **7900** page 110 **Early Learning** page 124 **Art** page 124 **Library** page 124 **CT** page 125

Cafeteria Tables



MT page 129 **MTB** page 130 **MTC** page 131 **MTS** page 132

Folding Tables



6000 page 138 **62000** page 138 **Core-a-Gator®** page 139

Café Tables



Civitas® page 134 **Café Tops & Bases** page 135 **Lunada®** page 137

50SL3048ADJLO	109	50SPK60ADJCSU	109	53MP1520BBF	95, 153	623096	138	73530	87
50SL3048ADJSU	109	50SPK60ADJLO	109	53MP1520BF	95, 153	623672	138	73ADJM	87
50SL3054	109	50SPK60ADJSU	109	53MP1520FF	95, 153	623696	138	73QADJM	87
50SL305430	109	50SWV54	109	53MP1520PBF	95, 153	6260R	138	751MBB	83
50SL305430C	109	50SWV5430	109	53RTNLP	95	63817	135	751MBBM	83
50SL3054ADJ	109	50SWV5430C	109	53RTNRP	95	63822	135	765MBB	90
50SL3054ADJC	109	50SWV54ADJ	109	53TW1	153	63822SU	135	785	82
50SL3054ADJCLO	109	50SWV54ADJC	109	53TW2	153	66129	137	785CT	82
50SL3054ADJCSU	109	50SWV54ADJCSU	109	53TW3	153	66133	137	785M	82
50SL3054ADJSU	109	50SWV54ADJCSU	109	53TW4	153	6613336	137	785MBB	82
50SL3060	109	50SWV54ADJLO	109	53VF152D	153	6613341	137	785MBBCT	82
50SL306030	109	50SWV54ADJSU	109	53VF154D	153	66140	137	785MBBM	82
50SL306030C	109	50TRAP48	109	53VF155D	153	6614036	137	792026BB	81
50SL3060ADJ	109	50TRAP4830	109	53VF182D	153	6614041	137	792026BBM	81
50SL3060ADJC	109	50TRAP4830C	109	53VF184D	153	66222	137	792448	110
50SL3060ADJCL	109	50TRAP48ADJ	109	53VF185D	153	66229	137	792448BB	81
50SL3060ADJCSU	109	50TRAP48ADJCL	109	543	95	66422	135	793060	110
50SL3060ADJSU	109	50TRAP48ADJCSU	109	546	95	66433	135	793072	110
50SL3648	109	50TRAP48ADJCSU	109	54VF152D	154	66822	135	793672	110
50SL364830	109	50TRAP48ADJLO	109	54VF154D	154	6682230	135	79HEXM	81
50SL364830C	109	50TRAP48ADJSU	109	54VF155D	154	66833	135	79OCTBBHM	81
50SL3648ADJ	109	50TRAP60	109	54VF182D	154	66833SU	135	79OCTM	81
50SL3648ADJC	109	50TRAP6030	109	54VF184D	154	66920	135	8802	42
50SL3648ADJCL	109	50TRAP6030C	109	54VF185D	154	666LD	137	8806	42
50SL3648ADJCSU	109	50TRAP60ADJ	109	57246030	110	681872	110	88305BG	42
50SL3648ADJSU	109	50TRAP60ADJC	109	572460ADJ	110	681872ADJ	110	8915	42
50SL3654	109	50TRAP60ADJCL	109	57247230	110	681872ADJC	110	8916SB	40
50SL365430	109	50TRAP60ADJCSU	109	572472ADJ	110	682060	110	8916SBCB	40
50SL365430C	109	50TRAP60ADJSU	109	57306030	110	682060ADJ	110	8917	42
50SL3654ADJ	109	50TRAP84	109	57307230	110	682060ADJC	110	8918SB	40
50SL3654ADJC	109	50TRAP8430	109	573072ADJ	110	682454	110	8919SB	40
50SL3654ADJCL	109	50TRAP8430C	109	601860	138	682454ADJ	110	8920SB	40
50SL3654ADJCSU	109	50TRAP84ADJ	109	601872	138	682454ADJC	110	8925	42
50SL3654ADJSU	109	50TRAP84ADJC	109	601896	138	682460	110	8926	42
50SL3660	109	50TRAP84ADJCL	109	602448	138	682460ADJ	110	8936SB	40
50SL366030	109	50TRAP84ADJCSU	109	602460	138	682460ADJC	110	8970SB	40
50SL366030C	109	50TRAP84ADJSU	109	602496	138	683060	110	9010	30
50SL3660ADJ	109	50TRI30	90	603060	138	683060ADJ	110	9012	30
50SL3660ADJC	109	50TRI30BHBB	90	603072	138	683060ADJC	110	9014	30
50SL3660ADJCL	109	533048RP	93	603072ADJ	110	683072	110	9016	30
50SL3660ADJCSU	109	533060	93	603096	138	683072ADJC	110	9018	30
50SL3660ADJCSU	109	533066LP	93	603672	138	683672	110	9260PGC	30
50SL3660ADJCSU	109	533066RP	93	603696	138	683672ADJ	110	9400BR	67
50SL3660ADJLO	109	53CAB361830	152	6060R	138	683672ADJC	110	9400LABR	67
50SL3660ADJSU	109	53CAB361842	152	611872	139	684260	110	9400LANBR	67
50SPK48	109	53CAB361852	152	611896	139	684260ADJ	110	9400NBR	67
50SPK4830	109	53CAB361864	152	612472	139	684260ADJC	110	9700BR	67
50SPK4830C	109	53CAB361872	152	612496	139	6848R	110	9700BRLH	67
50SPK48ADJ	109	53DRWR60	93	613060	139	6848RADJ	110	ACA1	55
50SPK48ADJC	109	53FKEY	93, 150	613072	139	6848RADJC	110	ACA1CT	55
50SPK48ADJCL	109	53LF302D	152	613096	139	6860R	110	ACA2	55
50SPK48ADJCSU	109	53LF304D	152	613672	139	6860RADJ	110	ACA2CT	55
50SPK48ADJLO	109	53LF305D	152	613696	139	6860RADJC	110	ACA3	55
50SPK48ADJSU	109	53LF362D	152	6160HR	139	73025	87	ACA3CT	55
50SPK60	109	53LF364D	152	6160R	139	73027	87	ACA4	55
50SPK6030	109	53LF365D	152	6166R	139	73030	87	ACA4CT	55
50SPK6030C	109	53LF422D	152	6172HR	139	73325	87	ACA4CT	55
50SPK60ADJ	109	53LF424D	152	6172R	139	73327	87	ACA1CT	55
50SPK60ADJC	109	53LF425D	152	621872	138	73330	87	ACA1CTM	55
50SPK60ADJCL	109	53LFDD	1013, 154	621896	138	73525	87	ACCA2CT	55
				623072	138	73527	87	ACCA3CT	55

ACCA4CT	55	ANSEL1	57	CCSG2	60	ECCUB244815	156	GR1	143
ACCS1CT	59	ANSEL2	57	CCSG3	60	ECCUB244818	156	GR2	143
ACCS2CT	59	ANSEL3	57	CCSG4	60	ECCUB249615	156	GR3	143
ACCS3CT	59	ANSEL3M	57	CCW1	65	ECCUB304815	156	HCT4	162
ACCS4CT	59	ANSEL4	57	CCW2	65	ECCUB304818	156	HCT6	162
ACCW1CT	65	ANT1	57	CCW3	65	ECCUB304829	155	HCT6072	162
ACCW2CT	65	ANTASK16	19	CCW4	65	ECCUB309615	156	HCT789	162
ACCW3CT	65	ANTASK18	19	CCZ1	51	ECCUB364815	156	HCT8	162
ACCW4CT	65	ANTASK18EL	19	CCZ2	51	ECCUB364818	156	HCTTRASH	171
ACCZ1CT	52	ANTF1	57	CCZ3	51	ECCUB483615	156	HRTT1	164
ACCZ2CT	52	ART243636	124	CCZ4	51	ECCUB4836TT25	155	HTT6	164
ACCZ3CT	52	ART4260	124	CF30	134	ECCUB4836TT30	155	HTT8	164
ACCZ4CT	52	ART4260ADJ	124	CF36	134	ECCUB484816	156	HWT2430	125
ACS1	59	ARTCART	170	CF41R36	134	ECDOLLBED	169	HWT2436	125
ACS1CT	59	ARTCARTSH	170	CF41R42	134	ECDOLLCHAIR	169	HWT2442	125
ACS2	59	ARTCNTR	168	CLOCK12	171	ECDRESS	169	HWT2448	125
ACS2CT	59	ARTDRY1	170	CPUCADDY	125, 143	ECEASLE	168	HWT2460	125
ACS3	59	ARTDRY40	170	CS18	23	ECIRONSET	169	HWT2472	125
ACS3CT	59	ARTROLA	170	CS25	23	ECKTCHN	169	HWT2484	125
ACS3M	59	BCM3630	148	CS30	23	ECKTCNTR	169	HWT3030	125
ACS4	59	BCM3642	148	CT24488ADJ	125	ECLCTRNWHT	158	HWT3036	125
ACS4CT	59	BCM3652	148	CT24548ADJ	125	ECLOK3655	155	HWT3042	125
ACZ1	52	BCM3672	148	CT24608ADJ	125	ECLOK4848	155	HWT3048	125
ACZ1CT	52	BCM3684	148	CT24728ADJ	125	ECLOK484816	155	HWT3060	125
ACZ2	52	BCMCAST3635	148	CT30	134	ECLOK4854S	155	HWT3072	125
ACZ2CT	52	BCMCAST3648	148	CT30488ADJ	125	ECMIRROR	164	HWT3084	125
ACZ3	52	BCMCAST3658	148	CT30548ADJ	125	ECROCK12	46	HWT52448	125
ACZ3CT	52	BCMCAST3678	148	CT30608ADJ	125	ECROCK18	46	HWT53048	125
ACZ4	52	BRDESLBLTUB	168	CT30728ADJ	125	ECSINK	169	IMS30481	96
ACZ4CT	52	BRDMAG4896	168	CT36	134	ECSTORPUZ	156	IMS30482	96
AN12	14	BRDNEXUS	168	CT36488ADJ	125	ECSTORTCL12	155	IMS30483	96
AN14	14	BRDNEXUSIDEA	168	CT36548ADJ	125	ECSWT4617	169	IMS30484	96
AN16	14	BRDNEXUSPLUS	168	CT36608ADJ	125	ECSWT4617T	169	IMS30561	96
AN18	14	BRDNEXUSPLUS4	168	CT36728ADJ	125	ECT2424LO	124	IMS30562	96
AN18EL	14	BRDNEXUSTAB	168	CT41	134	ECT2424L018	124	IMS30563	96
AN18ELP	14	BRDROAM	168	CW18	37	ECT30RLO	124	IMS30564	96
ANC1	54	BT1272	171	CW18C	37	ECTHEATER	169	IMT1	96
ANC1CT	54	BT19318D	171	CW25	37	FABEDPD	171	IMT2	96
ANC1M	54	C36R	134	CW30	37	FASTOOL	171	IMT3	96
ANC2	54	C36SL	134	CZ18	9	FATREAT	171	IMT4	96
ANC2CT	54	C36SQ	134	CZ18C	9	FLAGHOLD	170	IMTIT	96
ANC2M15	18	C42R	134	CZ18FRW	33	FLAGIN1624	170	IMTS	96
ANC2M18	18	C42SL	134	CZ18FRWC	33	FLAGIN2436	170	KBRKT2	170
ANC2M18EL	18	C42SQ	134	CZ25	9	FLAGIN3660SET	170	KPHYSED	171
ANC3	54	C48R	134	CZ25FRW	33	FTT2430	126	L9032	149
ANC3CT	54	C48SL	134	CZ30	9	FTT2436	126	LBT33	159
ANC4	54	C48SQ	134	CZ30FRW	33	FTT2442	126	LEP39	149
ANC4CT	54	C60R	134	DFASCALE	171	FTT2448	126	LIB3060	124
ANCANT14	19	C60SL	134	EC3ESLMRK	168	FTT2460	126	LIB3660	124
ANCANT16	19	C60SQ	134	ECBKRAK5	158	FTT2472	126	LIB3672	124
ANCANT18	19	CA18EL	15	ECBKRAK5DF	158	FTT2484	126	LIB4848	124
ANCANT18EL	19	CA18ELC	15	ECBKRAK6BRD	158	FTT3030	126	LIB48R	124
ANFLOCK15	15	CA25EL	15	ECBKRAK6RDH	158	FTT3036	126	LIB48RLO	124
ANFLOCK18	15	CA30EL	15	ECBLOCKBIN	169	FTT3042	126	LIBCH16	46
ANLAB	19	CBK	154	ECBLOCKS183	169	FTT3048	126	LIBCH18	46
ANLABEL	19	CBKLF	103	ECBNPLAY	169	FTT3060	126	LIBRARBOOKB	159
ANR2MTASK18	18	CBKLG	154	ECBROOMKIT	169	FTT3072	126	LIBSTPSTL	171
ANR2MTASK18EL	18	CCA1	54	ECBROWSER	158	FTT3084	126	LPDU39	149
ANROCK14	14	CCA2	54	ECH12	46	FTT52448	126	LP5A361282	149
ANROCK16	14	CCA3	54	ECC14	46	FTT53048	126	LP5S371282	149
ANROCK18	14	CCA4	54	ECCOT	171	FTTCPU	125, 143	LS2A362442	149
ANROCK18EL	14	CCSG1	60	ECCUB2436TTC	155	FVF18534DF	154	LS2P3642	149

LS25372442	149	MTS19311212W	133	PR2448RPT4	101	PRC2460DPT3	101	PRL3066CR39L	101	PROSMW64	102	PT306026C	115	PT4284RTADJLOC	116	PTFLOW60ADJSUC	116	PTSL3054ADJSUC	116
LSA361282	149	MTS193188W	133	PR2448RPT5	101	PRC2460DPT4	101	PRL3066CR39R	101	PROSMW66	102	PT306027	115	PT4284RTADJMLO	116	PTFLOW60ADJLO	116	PTSL3054ADJLO	116
LSB3682	149	MTSE15271012	133	PR2448T1	101	PRC2460DPT5	101	PRL3066NPR45	101	PROSMW72	102	PT306029	115	PT4284RTADJSU	116	PTFLOW60ADJLOC	116	PTSL3054ADJLOC	116
LS5371282	149	MTSE17291012	133	PR2448T2	101	PRC2472DP	101	PRL3066NR39L	101	PRPS	103	PT306029C2	115	PT484827	115	PTFLOW60ADJMLO	116	PTSL3054ADJMLO	116
LSU39	149	MTS0152758	132	PR2448T3	101	PRC2472DPO	101	PRL3066NR39R	101	PRU3082HD	101	PT306039	115	PT484829	115	PTFLOW60ADJMLOC	116	PTSL3054ADJMLOC	116
LT3672	124	MTS0172958	132	PR2448T4	101	PRC2472DPT1	101	PRL3066R45	101	PRWMP22	103	PT3060ADJ	116	PT4848ADJ	116	PTFLOW60ADJSU	116	PTSL3054ADJSU	116
LT48R	124	MTS0193156W	132	PR2448T5	101	PRC2472DPT2	101	PRL3066R45P	101	PRWMP28	103	PT3060ADJC	116	PT4848ADJSUC	116	PTHORSE26C	115	PTSWV5426C	115
LTS2260829	137	N212	28	PR2460	101	PRC2472DPT3	101	PRL3066RLO	101	PRWMP40	103	PT3060ADJC2	116	PT4848ADJLO	116	PTHORSE27	115	PTSWV5427	115
LTS2272829	137	N214	28	PR2460LPO	101	PRC2472DPT4	101	PRL3066RLT1	101	PS18	36	PT3060ADJSUC	116	PT4848ADJLOC	116	PTHORSE29	115	PTSWV5429	115
LTS2284829	137	N216	28	PR2460LPT1	101	PRC2472DPT5	101	PRL3066RLT2	101	PS18PC	36	PT3060ADJLO	116	PT4848ADJMLO	116	PTHORSEADJ	116	PTSWV54ADJ	116
LTS2296829	137	N218	28	PR2460RLT2	101	PRFC321	103	PRL3066RLT3	101	PS25	36	PT3060ADJLOC	116	PT4848ADJMLOC	116	PTHORSEADJC	116	PTSWV54ADJC	116
LTS2460829	137	N218EL	28	PR2460LPT3	101	PRFC322	103	PRL3066RLT4	101	PS30	36	PT3060ADJMLO	116	PT4848ADJSU	116	PTHORSEADJSUC	116	PTSWV54ADJSUC	116
LTS2472829	137	N240BR	70	PR2460LPT4	101	PRFC323	103	PRL3066RLT5	101	PSTASK18	37	PT3060ADJMLOC	116	PT489629	115	PTHORSEADJLO	116	PTSWV54ADJLO	116
LTS2484829	137	N240ELBRM	70	PR2460LPT5	101	PRFC641	103	PRL3066RRO	101	PSTASK18A	37	PT3060ADJSU	116	PT489629GR1	115	PTHORSEADJLOC	116	PTSWV54ADJLOC	116
LTS2496829	137	N240NBR	70	PR24600	101	PRFC6410	102	PRL3066RRT1	101	PSTASK18P	37	PT3060CR27	115	PT489629GR2	115	PTHORSEADJMLO	116	PTSWV54ADJMLO	116
LTS3048829	137	N250	28	PR2460RPO	101	PRFC642	103	PRL3066RRT2	101	PT246026C	115	PT3060CR29	115	PT489629GR3	115	PTHORSEADJMLOC	116	PTSWV54ADJMLOC	116
LTS3054829	137	N250EL	28	PR2460RPT1	101	PRFC6420	102	PRL3066RRT3	101	PT246027	115	PT3060CRADJ	116	PT48R26C	115	PTHORSEADJSU	116	PTSWV54ADJSU	116
LTS3060829	137	N260GC	29	PR2460RPT2	101	PRFC643	103	PRL3066RRT4	101	PT246029	115	PT3060CRADJSUC	116	PT48R27	115	PTKID72ADJSUC	116	PTTRAP4826C	115
LTS3072829	137	N260GCLS	29	PR2460RPT3	101	PRFC6430	102	PRL3066RRT5	101	PT246029C2	116	PT3060CRADJLO	116	PT48R29	115	PTKID72ADJLO	116	PTTRAP4827	115
LTS3084829	137	N270BR	70	PR2460RPT4	101	PRHD3060	101	PRL3072CR39L	101	PT2460ADJ	116	PT3060CRADJLOC	116	PT48RADJ	116	PTKID72ADJLOC	116	PTTRAP4829	115
LTS3096829	137	N270ELBRM	70	PR2460RPT5	101	PRHD3060P	101	PRL3072CR39R	101	PT2460ADJC	116	PT3060CRADJMLO	116	PT48RADJC	116	PTKID72ADJMLO	116	PTTRAP48ADJ	116
LTS3654829	137	N312	32	PR2460T1	101	PRHD3066	101	PRL3072NPR45	101	PT2460ADJC2	116	PT3060CRADJMLOC	116	PT48RADJSUC	116	PTKID72ADJMLOC	116	PTTRAP48ADJC	116
LTS3660829	137	N314	32	PR2460T2	101	PRHD3066P	101	PRL3072NR39L	101	PT2460ADJLO	116	PT3060CRADJSU	116	PT48RADJLO	116	PTKID72ADJSU	116	PTTRAP48ADJSUC	116
LTS3672829	137	N316	32	PR2460T3	101	PRHD3076P	101	PRL3072NR39R	101	PT2460ADJLOC	116	PT307226C	115	PT48RADJLOC	116	PTNEST5426C	115	PTTRAP48ADJLO	116
LTS36728RT29	137	N318	32	PR2460T4	101	PRHD3082P	101	PRL3072R45	101	PT2460ADJMLO	116	PT307227	115	PT48RADJMLO	116	PTNEST5427	115	PTTRAP48ADJLOC	116
LTS3684829	137	N3COBRM	75	PR2460T5	101	PRHDL3076CR39L	101	PRL3072R45P	101	PT2460ADJMLOC	116	PT307229	115	PT48RADJMLOC	116	PTNEST5429	115	PTTRAP48ADJMLO	116
LTS3696829	137	N3CONBRM	75	PR2466LPO	101	PRHDL3076CR39R	101	PRL3072RLO	101	PT2460CR27	115	PT307229C2	115	PT48RADJSU	116	PTNEST54ADJ	116	PTTRAP48ADJMLOC	116
MC2432	86	N3CORBRM	75	PR2466LPT1	101	PRHDL3076NR39L	101	PRL3072RLT1	101	PT2460CR29	115	PT3072ADJ	116	PT60HR26C	115	PTNEST54ADJC	116	PTTRAP48ADJSU	116
MC2432BBC	86	N3CORNBRM	75	PR2466LPT2	101	PRHDL3076NR39R	101	PRL3072RLT2	101	PT2460CRADJ	116	PT3072ADJC	116	PT60HR27	115	PTNEST54ADJSUC	116	PTTRAP6026C	115
MC2432SU	86	N3LAB	32	PR2466LPT3	101	PRHDL3076R45	101	PRL3072RLT3	101	PT2460CRADJSUC	116	PT3072ADJC2	116	PT60HR29	115	PTNEST54ADJLO	116	PTTRAP6027	115
MET	87	N3TASK16	32	PR2466LPT4	101	PRHDL3076R45P	101	PRL3072RLT4	101	PT2460CRADJLO	116	PT3072ADJSUC	116	PT60HRADJ	116	PTNEST54ADJLOC	116	PTTRAP6029	115
METB18	87	N3TASK18	32	PR2466LPT5	101	PRHDL3076RLO	101	PRL3072RLT5	101	PT2460CRADJLOC	116	PT3072ADJLO	116	PT60HRADJC	116	PTNEST54ADJMLO	116	PTTRAP60ADJ	116
METD30	87	N912	26	PR2466P	101	PRHDL3076RLT1	101	PRL3072RRO	101	PT2460CRADJMLO	116	PT3072ADJLOC	116	PT60HRADJLO	116	PTNEST54ADJMLOC	116	PTTRAP60ADJC	116
METS12	87	N914	26	PR2466RPO	101	PRHDL3076RLT2	101	PRL3072RRT1	101	PT2460CRADJMLOC	116	PT3072ADJMLO	116	PT60HRADJLOC	116	PTNEST54ADJSU	116	PTTRAP60ADJSUC	116
MMKEY	95, 103, 154	N916	26	PR2466RPT1	101	PRHDL3076RLT3	101	PRL3072RRT2	101	PT2460CRADJSU	116	PT3072ADJMLOC	116	PT60HRADJMLO	116	PTPING6026C	115	PTTRAP60ADJLO	116
MT30144	129	N918	26	PR2466RPT2	101	PRHDL3076RLT4	101	PRL3072RRT3	101	PT247226C	115	PT3072ADJSU	116	PT60HRADJMLOC	116	PTPING6027	115	PTTRAP60ADJLOC	116
MT3096	129	N918TA	71	PR2466RPT3	101	PRHDL3076RLT5	101	PRL3072RRT4	101	PT247227	115	PT308429	115	PT60R27	115	PTPING6029	115	PTTRAP60ADJMLO	116
MT48R	129	N918TAF	71	PR2466RPT4	101	PRHDL3076RRO	102	PRL3072RRT5	101	PT247229	115	PT308439	115	PT60R29	115	PTPING60ADJ	116	PTTRAP60ADJMLOC	116
MT600CT	129	N9COBR	71	PR2466RPT5	101	PRHDL3076RRT1	101	PRLS	103	PT247229C2	115	PT30RHP26C	115	PT60RADJ	116	PTPING60ADJC	116	PTTRAP60ADJSU	116
MT60R	129	N9CONBR	71	PR2472LPO	101	PRHDL3076RRT2	101	PRMP1620BBFC	103	PT2472ADJ	116	PT3672RT26C	115	PT60RADJC	116	PTPING60ADJSUC	116	PTBC2936	147
MT72R	129	N9CORBR	71	PR2472LPT1	101	PRHDL3076RRT3	101	PRMP1620FFC	103	PT2472ADJC	116	PT3672RT27	115	PT60RADJSUC	116	PTPING60ADJLO	116	PTBC2948	147
MTB152710	130	N9CORNBR	71	PR2472LPT2	101	PRHDL3076RRT4	101	PRMP1624RBBF	103	PT2472ADJC2	116	PT3672RT29	115	PT60RADJLO	116	PTPING60ADJLOC	116	PTBC4836	147
MTB152712	130	N9LAB	26	PR2472LPT3	101	PRHDL3076RRT4F	102	PRMP1624RBBF	103	PT2472ADJLO	116	PT3672RTADJ	116	PT60RADJLOC	116	PTPING60ADJMLO	116	PTBC4848	147
MTB15278	130	N9SLEDBR	71	PR2472LPT4	101	PRHDL3076RRT5	101	PRMP1624RFF	103	PT2472ADJLOC	116	PT3672RTADJC	116	PT60RADJMLO	116	PTPING60ADJMLOC	116	PTBC6036	147
MTB172910	130	N9SLEDNBR	71	PR2472LPT5	101	PRHDL3082CR39L	101	PRMP1624RFFC	103	PT2472ADJMLO	116	PT3672RTADJLO	116	PT60RADJMLOC	116	PTPING60ADJSU	116	PTBC6048	147
MTB172912	130	N9TASK16	26	PR2472P	101	PRHDL3082CR39R	101	PROSF48	102	PT2472ADJMLOC	116	PT3672RTADJLOC	116	PT60RADJSU	116	PTPOOL26C	115	PTBC7236	147
MTB172912AEB	130	N9TASK18	26	PR2472RPO	101	PRHDL3082NR39L	101	PROSF60	102	PT303029	115	PT3672RTADJMLO	116	PTCOOP7229	115	PTPOOL27	115	PTBC7248	147
MTB17298	130	NACR	143	PR2472RPT1	101	PRHDL3082NR39R	101	PROSF64	102	PT303039	115	PT3672RTADJMLOC	116	PTCOOP7229C	115	PTPOOL29	115	PTBC8436	147
MTB193110W	130	PNCLSHRP	171	PR2472RPT2	101	PRHDL3082R45	101	PROSF66	102	PT304826C	115	PT369029	115	PTCOOP7229L	116	PTPOOLADJ	116	PTBC8448	147
MTB193112W	130	PR2448	101	PR2472RPT3	101	PRHDL3082R45P	101	PROSF72	102	PT304827	115	PT369029C2	115	PTCOOP7229C	115	PTPOOLADJC	116	PTD3060	99
MTB19318W	130	PR2448LPO	101	PR2472RPT4	101	PRHDL3082RLO	101	PROSL48	102	PT304829	115	PT369029C2GR1	115	PTCOOP72ADJMLO	116	PTPOOLADJSUC	116	PTD3660BF	99
MTB015275	131	PR2448LPT1	101	PR2472RPT5	101	PRHDL3082RLT1	101	PROSL60	102	PT304829C2	115	PT369029C2GR2	115	PTCOOP72ADJMLOC	116	PTPOOLADJLO	116	PTD3672BF	99
MTB017295	131	PR2448LPT2	101	PR3048P	101	PRHDL3082RLT2	101	PROSL64	102	PT3048ADJ	116	PT369029C2GR3	115	PTCOOP72ADJ	116	PTPOOLADJLOC	116	PTD3676P	99
MTC8	131	PR2448LPT3	101	PR3060DP	101	PRHDL3082RLT3	101	PROSL66	102	PT3048ADJC	116	PT369029GR1	115	PTCOOP72ADJC	116	PTPOOLADJMLO	116	PTD4072SE	99
MTC8AEBG	131	PR2448LPT4	101	PR3066P	101	PRHDL3082RLT4	101	PROSL72	102	PT3048ADJC2	116	PT369029GR2	115	PTCOOP72ADJSU	116	PTPOOLADJMLOC	116	PTD4484E	99
MTC8G	131	PR2448LPT5	101	PR3072DP	101	PRHDL3082RLT5	101	PROSM48	102	PT3048ADJSUC	116	PT369029GR3	115	PTCOOP72ADJSUC	116	PTPOOLADJSU	116	PTD4484SE	99
MTS15271216	133	PR24480	101	PR3072P	101	PRHDL3082RRO	101	PROSM60	102	PT3048ADJLO	116	PT4284RT27	115	PTFLOW6026C	115	PTPOOLADJ	116	PTDCPU	99
MTS17291012	133	PR2448P	101	PRC2460DP	101	PRHDL3082RRT1	101	PROSM64	102	PT3048ADJLOC	116	PT4284RT29	115	PTFLOW6027	115	PTPOOLADJC	116	PTHVWC2	118
MTS17291012AE	133	PR2448RPO	101	PRC2460DPO	101	PRHDL3082RRT2	101	PROSM66	102	PT3048ADJMLO	116	PT4284RTADJ	116	PTFLOW6029	115	PTPOOLADJSUC	116	PTSL305427	115
MTS17291212	133	PR2448RPT1	101	PRC2460DPOF	102	PRHDL3082RRT3	101	PROSM72	102	PT3048ADJMLOC	116	PT4284RTADJSUC	116	PTFLOW60ADJ	116	PTSL305429	115	PTSL305429	115

PTM426029.....115	PTM6096ADJ.....115	SCI246030CSAE.....121	TD2128YADJM.....88
PTM426029C.....115	PTM6096ADJC.....115	SCI246030EP.....121	TD24488YADJ.....88
PTM4260ADJ.....115	PTM6096ADJCSU.....115	SCI306030CSAE.....121	TD24488YADJBB.....88
PTM4260ADJC.....115	PTM6096ADJSU.....115	SCI306030EP.....121	TE20488Y24.....111
PTM4260ADJCSU.....115	PTM6096P29.....115	SCISINKDEMO.....121	TE20488Y30.....111
PTM4260ADJSU.....115	PTM6096P29C.....115	SCRN6060.....170	TE20488YADJ.....111
PTM4260P29.....115	PTM6096PADJ.....115	SCRN7070.....170	TE20548Y24.....111
PTM4260P29C.....115	PTM6096PADJC.....115	SCT115SU.....162	TE20548Y30.....111
PTM4260PADJ.....115	PTM6096PADJCSU.....115	SCT19125KD.....162	TE20548YADJ.....111
PTM4260PADJC.....115	PTM6096PADJSU.....115	SCT19125SU.....162	TE20608Y24.....111
PTM4260PADJCSU.....115	PTMODPNL5.....118	SCT1978KD.....162	TE20608Y30.....111
PTM4260PADJSU.....115	PTMODPNL6.....118	SCT1978SU.....162	TE20608YADJ.....111
PTM427229.....115	PTMS5145CCBTT.....150	SCT1996KD.....162	TE20728Y24.....111
PTM427229C.....115	PTMS5145CMBTT.....150	SCT1996SU.....162	TE20728Y30.....111
PTM4272ADJ.....115	PTMS5145CTT.....150	SCTBRPC.....58	TE20728YADJ.....111
PTM4272ADJC.....115	PTMTVM.....115	SCTSBL.....165	TE24488Y24.....111
PTM4272ADJCSU.....115	PTPS.....159	SG1.....22	TE24488Y30.....111
PTM4272ADJSU.....115	PTRL2448.....97	SG1C.....22	TE24488YADJ.....111
PTM4272P29.....115	PTRU2242B.....97	SG1P.....22	TE24548Y24.....111
PTM4272P29C.....115	PTSL29.....91	SG410.....20	TE24548Y30.....111
PTM4272PADJ.....115	PTSLADJ.....91	SG413.....20	TE24548YADJ.....111
PTM4272PADJC.....115	PTSTRAP.....97, 118, 122	SG415.....20	TE24608Y24.....111
PTM4272PADJCSU.....115	PTTRAY.....97, 122	SG418.....20	TE24608Y30.....111
PTM4272PADJSU.....115	PTTROUGH.....97, 118	SG418TABR.....61	TE24608YADJ.....111
PTM486029.....115	PTU3672BFO.....97	SG418TAFBR.....61	TE24728Y24.....111
PTM486029C.....115	PTU3676PO.....97	SG419.....20	TE24728Y30.....111
PTM4860ADJ.....115	REVEAL.....113	SGC1CT.....60	TE24728YADJ.....111
PTM4860ADJC.....115	RUGBL100140.....170	SGC2M15.....21	TE30368D24.....111
PTM4860ADJCSU.....115	RUGCA90144.....170	SGC2M18.....21	TE30368D30.....111
PTM4860ADJSU.....115	RUGDA100140.....170	SGCANT13.....22	TE30368DADJ.....111
PTM4860P29.....115	S187230CSAE.....121	SGCANT15.....22	TR2036ADJ.....122
PTM4860P29C.....115	S187230EP.....121	SGCANT18.....22	TR204230.....122
PTM4860PADJ.....115	S1872CSADJAE.....121	SGCONBRM.....60	TR2042ADJ.....122
PTM4860PADJC.....115	S1872CSADJCAE.....121	SGFLROCK15.....21	TR204830.....122
PTM4860PADJCSU.....115	S206030CSAE.....121	SGFLROCK18.....21	TR2048ADJ.....122
PTM4860PADJSU.....115	S206030EP.....121	SGLAB.....25	TR205430.....122
PTM487229.....115	S2060CSADJAE.....121	SGR2MTASK18.....25	TR2054ADJ.....122
PTM487229C.....115	S2060CSADJCAE.....121	SGROCK13.....20	TR206030.....122
PTM4872ADJ.....115	S245430CSAE.....121	SGROCK15.....20	TR2060ADJ.....122
PTM4872ADJC.....115	S245430EP.....121	SGROCK18A.....20	TR207230.....122
PTM4872ADJCSU.....115	S2454CSADJAE.....121	SGSLEDBRM.....61	TR2072ADJ.....122
PTM4872ADJSU.....115	S2454CSADJCAE.....121	SGST13C.....23	TR208430.....122
PTM4872P29.....115	S246030CSAE.....121	SGST15C.....23	TR2084ADJ.....122
PTM4872P29C.....115	S246030EP.....121	SGST18C.....23	TR209630.....122
PTM4872PADJ.....115	S2460CSADJAE.....121	SGTALHKD.....187	TR2096ADJ.....122
PTM4872PADJC.....115	S2460CSADJCAE.....121	SGTARHKD.....187	TR212830.....90
PTM4872PADJCSU.....115	S306030CSAE.....121	SGTASK15.....25	TR212830BOX.....90
PTM4872PADJSU.....115	S306030EP.....121	SGTASK18.....25	TR2128ADJ.....90
PTM607229.....115	S3060CSADJAE.....121	T3050.....94	TR2128ADJBOXM.....90
PTM607229C.....115	S3060CSADJCAE.....121	T3050L.....94	TR243630.....122
PTM6072ADJ.....115	S307230CSAE.....121	T3056P.....94	TR2436ADJ.....122
PTM6072ADJC.....115	S307230EP.....121	T3056PL.....94	TR244230.....122
PTM6072ADJCSU.....115	S3072CSADJAE.....121	T3060.....94	TR2442ADJ.....122
PTM6072ADJSU.....115	S3072CSADJCAE.....121	T3060L.....94	TR244830.....122
PTM6072P29.....115	S367230CSAE.....121	T3066P.....94	TR244830TD.....92
PTM6072P29C.....115	S367230EP.....121	T3066PL.....94	TR244830WBTD.....92
PTM6072PADJ.....115	S3672CSADJAE.....121	T762ELECT.....97, 143	TR2448ADJ.....122
PTM6072PADJC.....115	S3672CSADJCAE.....121	TD2128Y24BHM.....88	TR245430.....122
PTM6072PADJCSU.....115	SCI244830CSAE.....121	TD2128Y24M.....88	TR2454ADJ.....122
PTM6072PADJSU.....115	SCI244830EP.....121	TD2128Y30BRM.....88	TR246030.....122
PTM609629.....115	SCI245430CSAE.....121	TD2128Y30M.....88	TR2460ADJ.....122
PTM609629C.....115	SCI245430EP.....121	TD2128YADJBBM.....88	TR246630PRTD.....92

TR247230.....122	TS20548TADJ.....111	TT3072830.....112	VSC2484ADJ.....123	ZDESK29QM.....80
TR247230TD.....92	TS20548Y30.....111	TT30728ADJ.....112	VSC304830U.....123	ZDESK29W.....79
TR247230WBTD.....92	TS20548YADJ.....111	TT3072SU.....160	VSC3048ADJ.....123	ZFLROCK15.....11
TR2472ADJ.....122	TS20608T30.....111	TT3096SU.....160	VSC3048ADJUSU.....123	ZFLROCK18.....11
TR248430.....118	TS20608TADJ.....111	TT575SU.....160	VSC3054ADJUSU.....123	ZFRD418BR.....33
TR2484ADJ.....122	TS20608Y30.....111	TTSLD3048830.....112	VSC306030U.....123	ZFRDCANT18.....33
TR249630.....122	TS20608YADJ.....111	TTSLD30488ADJ.....112	VSC3060ADJ.....123	ZFRDCONBRM.....75
TR2496ADJ.....122	TS20728T30.....111	TTSLD30608ADJ.....112	VSC3060ADJUSU.....123	ZHEX30BOXM.....78
TR303630.....122	TS20728TADJ.....111	TWC12.....113	VSC307230U.....123	ZHEX30M.....78
TR3036ADJ.....122	TS20728Y30.....111	TWC16.....113	VSC3072ADJ.....123	ZHEXBRM.....78
TR304230.....122	TS20728YADJ.....111	TWMB.....113	VSC3072ADJUSU.....123	ZHEXM.....78
TR3042ADJ.....122	TS24368T30.....111	TWMP36.....143	VSC308430U.....123	ZHEXSUM.....79
TR304830.....122	TS24368TADJ.....111	TWMP48.....143	VSC3084ADJ.....123	ZLAB.....13
TR304830TD.....92	TS24368Y30.....111	TWMP60.....143	VSC309630U.....123	ZOCT30BRM.....78
TR304830WBTD.....92	TS24368YADJ.....111	TWMP72.....143	VSC3096ADJ.....123	ZOCT30M.....78
TR3048ADJ.....122	TS24488T30.....111	TWMT36.....113	VSC364830U.....123	ZOCTM.....78
TR305430.....122	TS24488TADJ.....111	TWMT48.....113	VSC3648ADJ.....123	ZOCTSUM.....79
TR3054ADJ.....122	TS24488Y30.....111	TWMT54.....113	VSC366030U.....123	ZR2MTASK18.....13
TR306030.....122	TS24488YADJ.....111	TWMT60.....113	VSC3660ADJ.....123	ZROCK13.....10
TR3060ADJ.....122	TS24548T30.....111	TWMT72.....113	VSC367230U.....123	ZROCK15.....10
TR306630PRTD.....92	TS24548TADJ.....111	U2424.....135	VSC3672ADJ.....123	ZROCK18.....10
TR307230.....122	TS24548Y30.....111	U2430.....135	VSC368430U.....123	ZSL30.....79
TR307230TD.....92	TS24548YADJ.....111	U24R.....135	VSC3684ADJ.....123	ZSL30BH.....79
TR307230WBTD.....92	TS24608T30.....111	U3030.....135	VSC369630U.....123	ZSLADJ.....79
TR3072ADJ.....122	TS24608TADJ.....111	U3042.....135	VSC3696ADJ.....123	ZSLADJBBBH.....79
TR363630.....122	TS24608Y30.....111	U3048.....135	VSCPSP.....123	ZSLEDBRM.....50
TR3636ADJ.....122	TS24608YADJ.....111	U30R.....135	VTT2460.....123	ZSTCANT13.....12
TR364230.....122	TS24728T30.....111	U3636.....135	VTT2472.....123	ZSTCANT15.....12
TR3642ADJ.....122	TS24728TADJ.....111	U36R.....135	VZ02630M.....78	ZSTCANT18.....12
TR364830.....122	TS24728Y30.....111	U4242.....135	Z20265UM.....79	ZTASK15.....13
TR3648ADJ.....122	TS24728YADJ.....111	U42R.....135	Z203130BOXM.....78	ZTASK18.....13
TR365430.....122	TT0919.....151	U43CAST.....39	Z203130M.....78	ZU18LS.....10
TR3654ADJ.....122	TT121812.....150	U48R.....135	ZADJ2026M.....78	ZU21LS.....10
TR366030.....122	TT12183.....150	U9024CAST.....186	ZADJ2031BOXM.....78	ZU2533LSSG.....10
TR3660ADJ.....122	TT12186.....150	U9050CAST.....186	ZADJ2031M.....78	ZU410.....8
TR367230.....122	TT1412.....147, 151	UBOOK.....143	ZBH.....125, 143	ZU413.....8
TR3672ADJ.....122	TT1419.....151	UGANG.....143	ZB00M.....78	ZU415.....8
TRBH.....122	TT1872SU.....164	UGRMT27.....143	ZB00MBRM.....78	ZU415A.....8
TRMP36.....122	TT1896SU.....164	UGRMT35.....143	ZB00MSU.....79	ZU418.....8
TRMP42.....122	TT2042830.....112	UPDRW.....97, 113	ZB00MSULBBBHM.....79	ZU418TABR.....51
TRMP48.....122	TT20428ADJ.....112	UPDRWL.....97, 113	ZB00MW.....79	ZU418TAFBR.....51
TRMP54.....122	TT2048830.....112	UTOTE.....143	ZBOX.....113	ZUST13C.....9
TRMP60.....122	TT20488ADJ.....112	VSC203630U.....123	ZBR.....113	ZUST15C.....9
TRMP72.....122	TT2060830.....112	VSC2036ADJ.....123	ZBRT.....113	ZUST18C.....9
TRMP84.....122	TT20608ADJ.....112	VSC204830U.....123	ZC1CT.....50	
TRMP96.....122	TT2072830.....112	VSC2048ADJ.....123	ZC2M15.....8	
TRSHCAN.....171	TT20728ADJ.....112	VSC206030U.....123	ZC2M18.....8	
TRSHCAN55G.....171	TT2442830.....112	VSC2060ADJ.....123	ZCANT13.....12	
TRSHCAN55GLID.....171	TT24428ADJ.....112	VSC243630U.....123	ZCANT15.....12	
TRSHCANMED.....171	TT2448830.....112	VSC2436ADJ.....123	ZCANT18.....12	
TRSHCANOUT.....171	TT24488ADJ.....112	VSC244830U.....123	ZCANT18BR.....12	
TRSHCANREC.....171	TT2460830.....112	VSC2448ADJ.....123	ZCONBRM.....50	
TS20368T30.....111	TT24608ADJ.....112	VSC2448ADJUSU.....123	ZDESK226025.....80	
TS20368TADJ.....111	TT2472830.....112	VSC2454ADJUSU.....123	ZDESK226025BR.....80	
TS20368Y30.....111	TT24728ADJ.....112	VSC246030U.....123	ZDESK226027.....80	
TS20368YADJ.....111	TT3042830.....112	VSC2460ADJ.....123	ZDESK226027BOXBH.....80	
TS20488T30.....111	TT30428ADJ.....112	VSC2460ADJUSU.....123	ZDESK226029.....80	
TS20488TADJ.....111	TT3048830.....112	VSC247230U.....123	ZDESK25M.....80	
TS20488Y30.....111	TT30488ADJ.....112	VSC2472ADJ.....123	ZDESK27M.....80	
TS20488YADJ.....111	TT3060830.....112	VSC2472ADJUSU.....123	ZDESK29BOXM.....80	
TS20548T30.....111	TT30608ADJ.....112	VSC248430U.....123	ZDESK29M.....80	



General Product Information

PRODUCT EVALUATION & TESTING

As a service to our customers and to assure superior levels of quality control, Virco tests and evaluates our products according to rigorous standards. Virco's product evaluation program includes applicable performance testing for strength, durability and stability as established by the Business and Institutional Furniture Manufacturer's Association and accepted by the American National Standards Institute.

ANSI/BIFMA TESTED

Virco's 8800 Series chairs; 2000 Series, 3000 Series, 4000 Series tables with standard-height legs, 4300 Series, 53 Series desks and returns, 53VF Series vertical files and 53LF lateral files, 53MP Series mobile pedestal units, 53CAB Series metal storage cabinets, 54VF Series vertical files, 6000, 6100 (Core-a-Gator®), 62000, 6800, 7900, 785 Series student desks, Sigma® Series desks, 751 lift lid student desks, Jr. Executive student desks, 7900 Series desks, 9000 Series, Analogy® Series (except ROCK models), Civitas® Series Seating (except ROCK models), Flip-Top Technology tables, Lunada® Series tables, N2 Series, Metaphor® Series, Parameter® Series desks and returns, Plateau® Series round, rectangular and racetrack tables, Sage™ Series (except ROCK models), Makerspace, TEXT® Series tables, ZUMA® Series (except ROCK models), 120, 121 and 122 Series Stools, included in this catalog have passed applicable performance tests for strength, durability, and stability as established by the Business and Institutional Furniture Manufacturer's Association International and accepted by the American National Standards Institute.

CARE & USE INSTRUCTIONS NOTICE:

To prevent structural failures and possible injury, furniture should not be used other than for its intended purpose and should be inspected regularly, at least annually, for the following: (1) loose or missing fasteners such as screws, rivets or staples, (2) metal fatigue, rust, cracks or broken welds, (3) any problem that causes instability or tipping, (4) any signs of misuse. Furniture that is damaged or appears to be unstable should immediately be removed from service, reported to the facility manager and replaced or repaired. Repairs should only be made using factory-authorized parts and methods. For information on furniture maintenance, repair, or to report furniture which requires service, call Virco toll-free at 800.448.4726. Furniture should be wiped down with mild soap and water as needed.

UPHOLSTERY TESTING

The following Virco upholstery materials pass California Technical Information Bulletin 117, Section E: Contemporary vinyl, Confetti fabric, Express fabric, Linen vinyl, Pacifica fabric, Sedona fabric, Select vinyl, and fabric for Sage™, Parison®, and Analogy® Series upholstered seating models.

FURNITURE WITH OAK FINISH

Virco's Oak finish highlights the grain and color accents of each furniture item. Because they're crafted from natural hardwood, no two pieces of Oak furniture have exactly the same grain pattern and color; instead, variations in grain and color result in uniquely complementary furniture groupings.

60", 72" AND 84" BOOKCASES

To avoid the risk of a serious tip-over accident, these bookcases must be securely anchored to a wall. Refer to the assembly instructions for more information or see page 150 for details.

GUIDELINES FOR STACKING & MOVING FURNITURE

The number of pieces of furniture that can be safely stacked or moved on Virco's mobile storage equipment will vary depending on many factors, including the furniture's height, weight and general design; the speed at which the unit will be moved; the terrain over which it will travel; and the strength of the operator(s). Care should be taken not to stack to the point of unsteadiness. Virco recommends starting with small, easily handled loads and adding one to two pieces of furniture at a time to determine the safe capacity for each set of conditions. Use Virco mobile storage equipment with appropriate Virco furniture only.

NOTE ON PRODUCT PHOTOGRAPHS:

Many of the Virco products in this catalog have been photographed with "props" to illustrate possible product uses. These props are only included with the product when the accompanying caption explicitly indicates this to be the case. When a caption does not specify that props are included when describing a product, the props are not included with the product.

Virco Warranty

Virco will repair or replace, at its option, any Virco furniture or equipment product which proves to be defective in original material or workmanship that may become evident within the first 10 years of the date of purchase and 5 years from the date of purchase for casters, glides, pneumatic cylinders and torsion bars. This is your sole and exclusive remedy. This warranty covers products manufactured after January 1, 2017, as long as product is owned by original purchaser, and is subject to the following limitations:

Limitations:

From the date of purchase, Virco's warranty covers the items below as follows:

10 Years

Laminates, seating controls, all seating, desk, table and storage products unless otherwise indicated in this warranty.

5 Years

Glides, floor rocker foam pad, casters, pneumatic cylinders and torsion bars on mobile folding tables.

1 Year

Chairs with custom logos applied to their upholstered seats and/or backs.

Exclusions:

This warranty excludes:

- Apparent defects caused by abusive or abnormal use of the product.
- Products not assembled, installed or used in compliance with Virco's product instructions or warnings.
- Failures resulting from inadequate inspection and maintenance.
- The effects of normal usage over time.
- Any damage caused during shipment (see the current Virco price list's "Steps to Take When Receiving Shipments" for more information).
- Product modifications not approved by Virco.
- Vinyl and fabric upholstery material, except as may be offered by the mill source.
- Rust caused by natural elements or high exposure to moisture
- Products used for rental purposes.

Natural Materials, Color Variations & Customer's Own Materials

Leather, wood and other natural materials may have intrinsic grains or patterns that are distinguishing features and not regarded as defects. Virco cannot warrant the matching of grains, patterns, textures, colors, or the color-fastness of such materials. In addition, Virco does not warrant Customer's Own Materials (COM) that are chosen and used in a Virco product at a customer's request.

THERE ARE NO IMPLIED WARRANTIES OF FITNESS OR MERCHANTABILITY, AND THERE ARE NO OTHER EXPRESS WARRANTIES BEYOND THE WARRANTIES EXPRESSED HERE. ALL INCIDENTAL OR CONSEQUENTIAL DAMAGES WHICH MAY ARISE, INCLUDING BUT NOT LIMITED TO BUSINESS LOSSES, PERSONAL PROPERTY DAMAGE, AND THIRD PARTY LIABILITIES ARE HEREBY EXPRESSLY EXCLUDED.

TO OBTAIN SERVICE UNDER THIS WARRANTY:

Please contact your local Virco Sales Representative or Customer Service at 800.448.4726.

Copyright 2021, Virco, all rights reserved. Virco®, Analogy®, Civitas®, Core-a-Gator®, Furniture that Fits®, Lunada®, Martest® 21, Metaphor®, Metonymy®, Parameter®, Plateau®, Parison®, Room To Move®, Sigma®, Sure Edge®, Telos®, TEXT®, and ZUMA® are registered at the U.S. Patent and Trademark office. Comfort Stacker™, Equipment for Educators™, Fortified Recycled Wood™, Sage™, Tetra™, Textameter™, The Classic Series™, and ZUMAFrd™ and are trademarks of Virco Mfg. Corporation. GREENGUARD® is a registered trademark of The GREENGUARD Environmental Institute. LEED® is a registered trademark of the U.S. Green Building Council. UL® is a registered trademark of Underwriters Laboratories Inc. Chemsurf® is a registered trademark of Wilsonart International, Inc. Wheasel® is a registered trademark of Best-Rite Manufacturing Corporation. Masonite® is a registered trademark of Masonite Corporation. Healthy Kids™ is a trademark of Wood Designs, Inc. Rola-Rack™ is a trademark of Rospatch Corporation. Virco has a continuous product improvement program and reserves the right to make changes in product design, construction, details and color combinations, and to discontinue any product without notice. Possession of this catalog does not constitute an offer to sell.



Printed in the U.S.A. 1/20

REF#20001



Virco Mfg. Corporation

2027 Harpers Way
Torrance, California 90501

Highway 65, South
Conway, Arkansas 72032

800-448-4726
virco.com